Rabbit anti-Human EN2 Polyclonal Antibody | anti-EN2 antibody

EN2 Antibody

CATALOG #	HOST	REACTIVITY	APPLICATIONS
AAA232472	**Rabbit**	**Human**	**Immunofluorescence, Immunohistochemistry, Western Blot, ELISA**

PRODUCT SYNONYMS

EN2; Polyclonal Antibody; EN2 Antibody; Homeobox protein engrailed-2; Homeobox protein en-2; Hu-En-2; anti-EN2 antibody

PRODUCT SPECIFICATIONS

Host	Rabbit
Reactivity	Human
Clonality	Polyclonal
Isotype	IgG
Purity/Purification	>95%, Protein G purified
Form/Format	Liquid
Sequence Length	333
Applicable Applications for anti-EN2 antibody	IF (Immunofluorescence), IHC (Immunohistochemistry), WB (Western Blot), ELISA
Immunogen	Recombinant Human Homeobox protein engrailed-2 protein (1-251AA)
Research Area	Neuroscience
Target	EN2
Preservative	0.03% Proclin 300
Constituents	50% Glycerol, 0.01M PBS, pH 7.4
Conjugation	Non-conjugated
Santa Cruz Alternative	Potential replacement for Santa Cruz Biotechnology antibody catalog# sc-133549 / sc-46105 / sc-66877 / sc-66878 / sc-8111
Preparation and Storage	Upon delivery aliquot and store at -20°C or -80°C. Avoid repeated freeze.

IMAGES

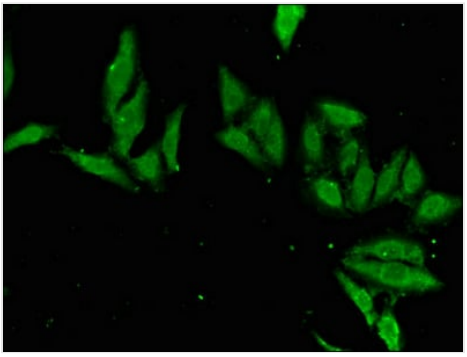

IHC (Immunohistochemisry)
Immunofluorescent analysis of Hela cells using AAA232472 at a dilution of 1:100 and Alexa Fluor 488-congugated AffiniPure Goat Anti-Rabbit IgG(H+L

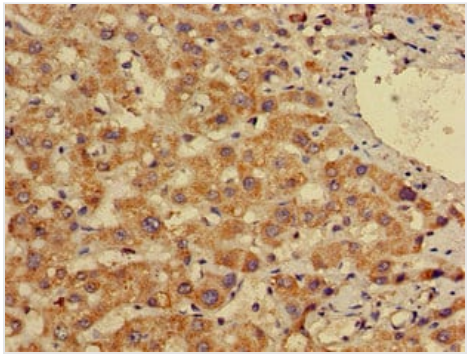

IHC (Immunohiostchemistry)
Immunohistochemistry of paraffin-embedded human liver cancer using AAA232472 at dilution of 1:100

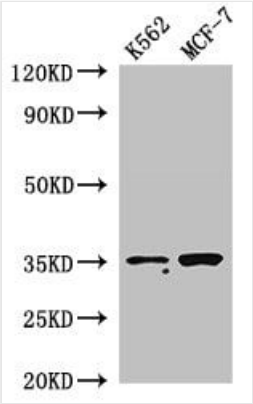

WB (Western Blot)
Western BlotPositive WB detected in: K562 whole cell lysate,MCF-7 whole cell lysateAll lanes: EN2 antibody at 2.8ug/mlSecondaryGoat polyclonal to rabbit IgG at 1/50000 dilutionPredicted band size: 35 KDaObserved band size: 35 KDa

ADDITIONAL INFORMATION

Related Product Information for anti-EN2 antibody	nucleus, multicellular organism development

NCBI AND UNIPROT INFORMATION

NCBI GI #	7710121
NCBI GeneID	2020
NCBI Accession #	NP_001418.2
NCBI GenBank Nucleotide #	NM_001427.3
UniProt Accession #	P19622; Q549U3; Q9UD58; A4D252
NCBI Official Full Name	homeobox protein engrailed-2
NCBI Official Synonym Full Names	engrailed homeobox 2
NCBI Official Symbol	EN2
NCBI Protein Information	homeobox protein engrailed-2
UniProt Protein Name	Homeobox protein engrailed-2
UniProt Gene Name	**EN2**

UniProt Synonym Gene Names	Homeobox protein en-2; Hu-En-2
UniProt Entry Name	HME2_HUMAN

For Research Use Only. Not for use in diagnostic or therapeutic procedures. Small volumes of product may become entrapped in the seal of the vial during shipment and storage; if necessary, briefly centrifuge the vial on a tabletop centrifuge to dislodge any liquid in the cap.

AAA Biotech | Tel: +1 (619) 604-9440 | Fax: +1 (619) 604-9441 | contact@aaabiotech.com
Online datasheet: https://www.aaabiotech.com/polyclonal/en2-antibody-immunofluorescence-immunohistochemistry-western-blot-elisa/232472