Rabbit anti-Human GABRB3 Polyclonal Antibody | anti-GABRB3 antibody

GABRB3 Antibody

CATALOG #	HOST	REACTIVITY	APPLICATIONS
AAA232494	**Rabbit**	**Human**	**Immunofluorescence, Immunohistochemistry, Western Blot, ELISA**

PRODUCT SYNONYMS

GABRB3; Polyclonal Antibody; GABRB3 Antibody; Gamma-aminobutyric acid receptor subunit beta-3; GABA(A) receptor subunit beta-3; anti-GABRB3 antibody

PRODUCT SPECIFICATIONS

Host	Rabbit
Reactivity	Human
Clonality	Polyclonal
Isotype	IgG
Purity/Purification	>95%, Protein G purified
Form/Format	Liquid
Sequence Length	473
Applicable Applications for anti-GABRB3 antibody	IF (Immunofluorescence), IHC (Immunohistochemistry), WB (Western Blot), ELISA
Immunogen	Recombinant Human Gamma-aminobutyric acid receptor subunit beta-3 protein (328-450AA)
Preservative	0.03% Proclin 300
Constituents	50% Glycerol, 0.01M PBS, pH 7.4
Conjugation	Non-conjugated
Santa Cruz Alternative	Potential replacement for Santa Cruz Biotechnology antibody catalog# sc-31430 / sc-31431 / sc-7364
Preparation and Storage	Shipped at 4 degree C. Upon delivery aliquot and store at -20 degree C or -80 degree C. Avoid repeated freeze.

IMAGES

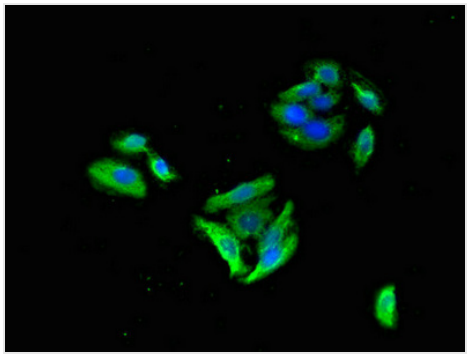

IF (Immunofluorescence)
Immunofluorescent analysis of HepG2 cells using AAA232494 at a dilution of 1:100 and Alexa Fluor 488-congugated AffiniPure Goat Anti-Rabbit IgG(H+L

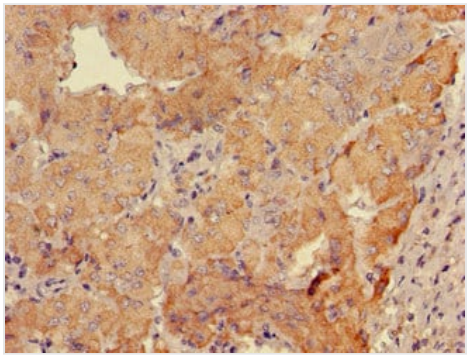

IHC (Immunohistochemisry)
Immunohistochemistry of paraffin-embedded human adrenal gland tissue using AAA232494 at dilution of 1:100

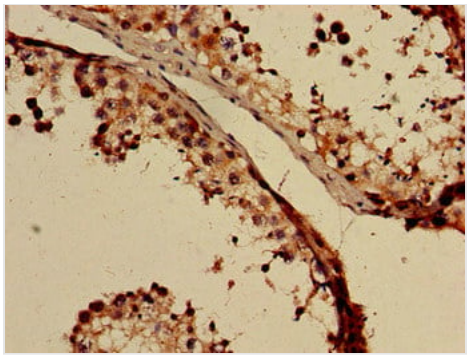

IHC (Immunohiostchemistry)
Immunohistochemistry of paraffin-embedded human testis tissue using AAA232494 at dilution of 1:100

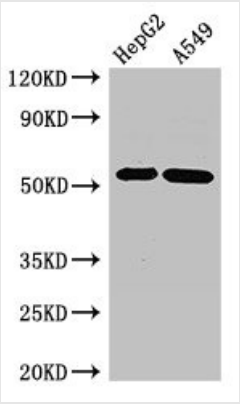

WB (Western Blot)
Western BlotPositive WB detected in: HepG2 whole cell lysate,A549 whole cell lysateAll lanes: GABRB3 antibody at 2.7ug/mlSecondaryGoat polyclonal to rabbit IgG at 1/50000 dilutionPredicted band size: 55,47,46 KDaObserved band size: 55 KDa

ADDITIONAL INFORMATION

Related Product Information for anti-GABRB3 antibody	Component of the heteropentameric receptor for GABA, the major inhibitory neurotransmitter in the vertebrate brain. Functions also as histamine receptor and mediates cellular responses to histamine. Functions as receptor for diazepines and various anesthetics, such as pentobarbital; these are bound at a separate allosteric effector binding site. Functions as ligand-gated chloride channel.

NCBI AND UNIPROT INFORMATION

NCBI GI #	4503867
NCBI GeneID	2562
NCBI Accession #	NP_000805.1
NCBI GenBank Nucleotide #	NM_000814.5
UniProt Accession #	P28472; Q14352; Q96FM5; B7Z2W1; B7Z825; F5H3D2; H7BYV8
Molecular Weight	45,006 Da
NCBI Official Full Name	gamma-aminobutyric acid receptor subunit beta-3 isoform 1
NCBI Official Synonym Full Names	gamma-aminobutyric acid type A receptor beta3 subunit
NCBI Official Symbol	GABRB3
NCBI Official Synonym Symbols	ECA5; EIEE43
NCBI Protein Information	gamma-aminobutyric acid receptor subunit beta-3
UniProt Protein Name	Gamma-aminobutyric acid receptor subunit beta-3
UniProt Gene Name	**GABRB3**
UniProt Entry Name	GBRB3_HUMAN

For Research Use Only. Not for use in diagnostic or therapeutic procedures. Small volumes of product may become entrapped in the seal of the vial during shipment and storage; if necessary, briefly centrifuge the vial on a tabletop centrifuge to dislodge any liquid in the cap.

AAA Biotech | Tel: +1 (619) 604-9440 | Fax: +1 (619) 604-9441 | contact@aaabiotech.com
Online datasheet: https://www.aaabiotech.com/polyclonal/gabrb3-antibody-immunofluorescence-immunohistochemistry-western-blot-elisa/232494