Rabbit anti-Human, Mouse PFKL Polyclonal Antibody | anti-PFKL antibody

PFKL Antibody

CATALOG #	HOST	REACTIVITY	APPLICATIONS
AAA232625	**Rabbit**	**Human, Mouse**	**Immunofluorescence, Immunohistochemistry, Western Blot, ELISA**

PRODUCT SYNONYMS

PFKL; Polyclonal Antibody; PFKL Antibody; ATP-dependent 6-phosphofructokinase; liver typeUniRule annotation; 6-phosphofructokinase type B; Phosphofructo-1-kinase isozyme B; PFK-B; Phosphohexokinase; anti-PFKL antibody

PRODUCT SPECIFICATIONS

Host	Rabbit
Reactivity	Human, Mouse
Clonality	Polyclonal
Isotype	IgG
Purity/Purification	>95%, Protein G purified
Form/Format	Liquid
Sequence Length	830
Applicable Applications for anti-PFKL antibody	IF (Immunofluorescence), IHC (Immunohistochemistry), WB (Western Blot), ELISA
Immunogen	Recombinant human ATP-dependent 6-phosphofructokinase, liver type protein (229-479AA)
Storage Buffer	Preservative: 0.03% Proclin 300 Constituents: 50% Glycerol, 0.01M PBS, PH 7.4
Conjugation	Non-conjugated
Santa Cruz Alternative	Potential replacement for Santa Cruz Biotechnology antibody catalog# sc-130226 / sc-292523
Immunogen Species	Homo sapiens (Human)
Research Area	Signal Transduction
Target Names	PFKL
Preparation and Storage	Upon receipt, store at -20°C or -80°C. Avoid repeated freeze.

IMAGES

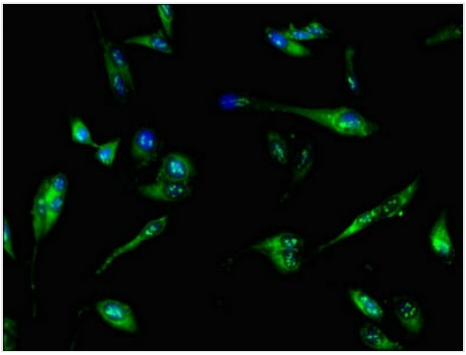

IHC (Immunohistochemisry)
Immunofluorescent analysis of Hela cells using AAA232625 at a dilution of 1:100 and Alexa Fluor 488-congugated AffiniPure Goat Anti-Rabbit IgG(H+L

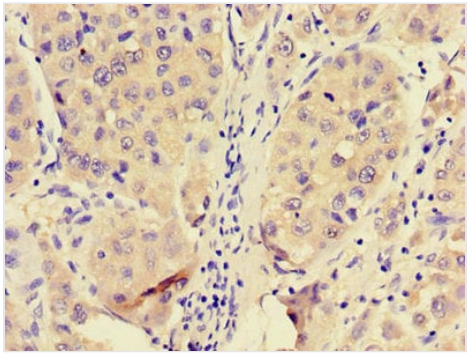

IHC (Immunohiostchemistry)
Immunohistochemistry of paraffin-embedded human liver cancer using AAA232625 at dilution of 1:100

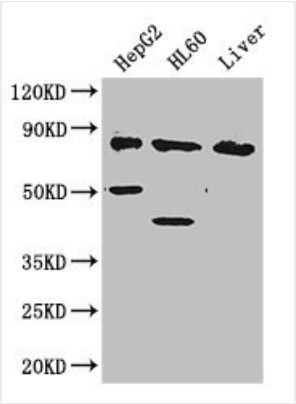

WB (Western Blot)
Western BlotPositive WB detected in:HepG2 whole cell lysate,HL60 whole cell lysate,Mouse liver tissueAll lanes: PFKL antibody at 2.8ug/mlSecondaryGoat polyclonal to rabbit IgG at 1/50000 dilutionPredicted band size: 86,91 kDaObserved band size: 86,50,40 kDa

NCBI AND UNIPROT INFORMATION

NCBI GI #	590122057
NCBI GeneID	5211
NCBI Accession #	NP_001002021.2
NCBI GenBank Nucleotide #	NM_001002021.2
UniProt Accession #	P17858; Q96A64; Q96IH4; Q9BR91
NCBI Official Full Name	ATP-dependent 6-phosphofructokinase, liver type isoform a
NCBI Official Synonym Full Names	phosphofructokinase, liver type
NCBI Official Symbol	PFKL
NCBI Official Synonym Symbols	PFK-B; PFK-L; ATP-PFK
NCBI Protein Information	ATP-dependent 6-phosphofructokinase, liver type
UniProt Protein Name	ATP-dependent 6-phosphofructokinase, liver type
UniProt Gene Name	**PFKL**
UniProt Synonym Gene Names	ATP-PFK; PFK-L
UniProt Entry Name	PFKAL_HUMAN

For Research Use Only. Not for use in diagnostic or therapeutic procedures. Small volumes of product may become entrapped in the seal of the vial during shipment and storage; if necessary, briefly centrifuge the vial on a tabletop centrifuge to dislodge any liquid in the cap.

AAA Biotech | Tel: +1 (619) 604-9440 | Fax: +1 (619) 604-9441 | contact@aaabiotech.com
Online datasheet: https://www.aaabiotech.com/polyclonal/pfkl-antibody-immunofluorescence-immunohistochemistry-western-blot-elisa/232625