Rabbit anti-Human, Mouse MNDA Polyclonal Antibody | anti-MNDA antibody

MNDA Antibody

CATALOG #	HOST	REACTIVITY	APPLICATIONS
AAA233244	**Rabbit**	**Human, Mouse**	**Immunofluorescence, Immunohistochemistry, Western Blot, ELISA**

PRODUCT SYNONYMS

MNDA; Polyclonal Antibody; MNDA Antibody; Myeloid cell nuclear differentiation antigen; anti-MNDA antibody

PRODUCT SPECIFICATIONS

Host	Rabbit
Reactivity	Human, Mouse
Clonality	Polyclonal
Isotype	IgG
Purity/Purification	>95%, Protein G purified
Form/Format	Liquid
Sequence Length	407
Applicable Applications for anti-MNDA antibody	IF (Immunofluorescence), IHC (Immunohistochemistry), WB (Western Blot), ELISA
Immunogen	Recombinant Human Myeloid cell nuclear differentiation antigen protein (84-233AA)
Conjugation	Non-conjugated
Species	Human
Research Area	Immunology
Target Names	MNDA
Buffer	Preservative: 0.03% Proclin 300 Constituents: 50% Glycerol, 0.01M PBS, pH 7.4
Preparation and Storage	Upon receipt, store at -20°C or -80°C. Avoid repeated freeze.

IMAGES

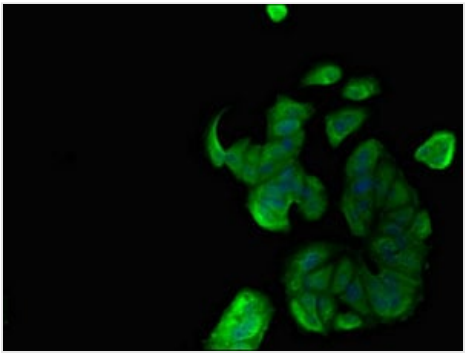

IHC (Immunohistochemisry)
Immunofluorescent analysis of MCF-7 cells using AAA233244 at a dilution of 1:100 and Alexa Fluor 488-congugated AffiniPure Goat Anti-Rabbit IgG(H+L

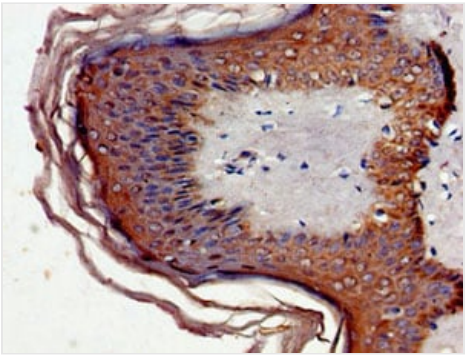

IHC (Immunohiostchemistry)
Immunohistochemistry of paraffin-embedded human skin tissue using AAA233244 at dilution of 1:100

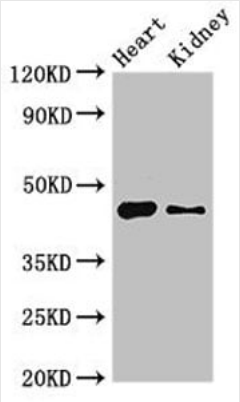

WB (Western Blot)
Western BlotPositive WB detected in: Mouse heart tissue,Mouse kidney tissueAll lanes: MNDA antibody at 4ug/mlSecondaryGoat polyclonal to rabbit IgG at 1/50000 dilutionPredicted band size: 46 KDaObserved band size: 46 KDa

ADDITIONAL INFORMATION

Related Product Information for anti-MNDA antibody	May act as a transcriptional activator/repressor in the myeloid lineage. Plays a role in the granulocyte/monocyte cell-specific response to interferon. Stimulates the DNA binding of the transcriptional repressor protein YY1.

NCBI AND UNIPROT INFORMATION

NCBI GI #	4505227
NCBI GeneID	4332
NCBI Accession #	NP_002423.1
NCBI GenBank Nucleotide #	NM_002432.2
UniProt Accession #	P41218
NCBI Official Full Name	myeloid cell nuclear differentiation antigen
NCBI Official Synonym Full Names	myeloid cell nuclear differentiation antigen
NCBI Official Symbol	MNDA
NCBI Official Synonym Symbols	PYHIN3
NCBI Protein Information	myeloid cell nuclear differentiation antigen
UniProt Protein Name	Myeloid cell nuclear differentiation antigen

UniProt Gene Name	**MNDA**

For Research Use Only. Not for use in diagnostic or therapeutic procedures. Small volumes of product may become entrapped in the seal of the vial during shipment and storage; if necessary, briefly centrifuge the vial on a tabletop centrifuge to dislodge any liquid in the cap.

AAA Biotech | Tel: +1 (619) 604-9440 | Fax: +1 (619) 604-9441 | contact@aaabiotech.com
Online datasheet: https://www.aaabiotech.com/polyclonal/mnda-antibody-immunofluorescence-immunohistochemistry-western-blot-elisa/233244