Rabbit anti-Human KCNIP3 Polyclonal Antibody | anti-KCNIP3 antibody

KCNIP3 Antibody

CATALOG #	HOST	REACTIVITY	APPLICATIONS
AAA233697	**Rabbit**	**Human**	**Immunofluorescence, Immunohistochemistry, Western Blot, ELISA**

PRODUCT SYNONYMS

KCNIP3; Polyclonal Antibody; KCNIP3 Antibody; Calsenilin; A-type potassium channel modulatory protein 3; DRE-antagonist modulator; DREAM; Kv channel-interacting protein 3; KChIP3; CSEN; KCHIP3; anti-KCNIP3 antibody

PRODUCT SPECIFICATIONS

Host	Rabbit
Reactivity	Human
Clonality	Polyclonal
Isotype	IgG
Purity/Purification	>95%, Protein G purified
Form/Format	Liquid
Sequence Length	230
Applicable Applications for anti-KCNIP3 antibody	IF (Immunofluorescence), IHC (Immunohistochemistry), WB (Western Blot), ELISA
Immunogen	Recombinant Human Calsenilin protein (1-145AA)
Conjugation	Non-conjugated
Buffer	Preservative: 0.03% Proclin 300 Constituents: 50% Glycerol, 0.01M PBS, pH 7.4
Preparation and Storage	Upon receipt, store at -20 degree C or -80 degree C. Avoid repeated freeze.

IMAGES

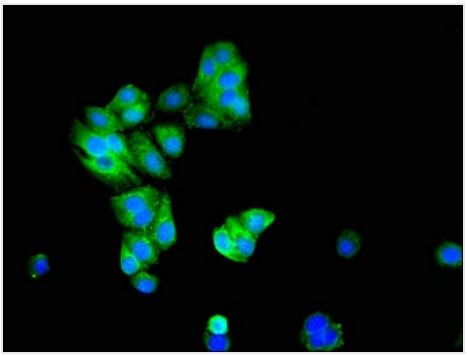

IHC (Immunohistochemisry)
Immunofluorescent analysis of HepG2 cells using AAA233697 at a dilution of 1:100 and Alexa Fluor 488-congugated AffiniPure Goat Anti-Rabbit IgG(H+L

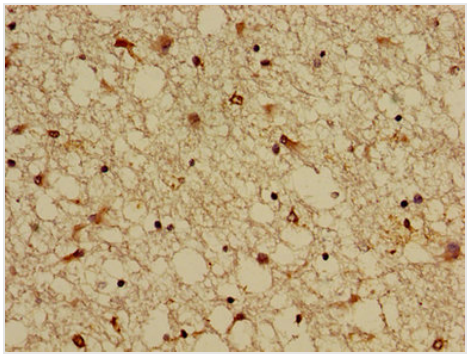

IHC (Immunohiostchemistry)
Immunohistochemistry of paraffin-embedded human brain tissue using AAA233697 at dilution of 1:100



WB (Western Blot)
Western BlotPositive WB detected in: HEK293 whole cell lysateAll lanes: KCNIP3 antibody at 2ug/mlSecondaryGoat polyclonal to rabbit IgG at 1/50000 dilutionPredicted band size: 30, 27 KDaObserved band size: 30 KDa

ADDITIONAL INFORMATION

Related Product Information for anti-KCNIP3 antibody	Calcium-dependent transcriptional repressor that binds to the DRE element of genes including PDYN and FOS. Affinity for DNA is reduced upon binding to calcium and enhanced by binding to magnesium. Seems to be involved in nociception (By similarity).
Product Categories/Family for anti-KCNIP3 antibody	Neuroscience; Cardiovascular; Signal transduction

NCBI AND UNIPROT INFORMATION

NCBI GI #	78190495
NCBI GeneID	30818
NCBI Accession #	NP_001030086.1
NCBI GenBank Nucleotide #	NM_001034914.1
UniProt Accession #	Q9Y2W7; Q3YAC3; Q3YAC4; Q53TJ5; Q96T40; Q9UJ84; Q9UJ85; H7BY46
Molecular Weight	26,335 Da
NCBI Official Full Name	calsenilin isoform 2
NCBI Official Synonym Full Names	potassium voltage-gated channel interacting protein 3
NCBI Official Symbol	KCNIP3
NCBI Official Synonym Symbols	CSEN; DREAM; KCHIP3
NCBI Protein Information	calsenilin
UniProt Protein Name	Calsenilin
UniProt Gene Name	**KCNIP3**
UniProt Synonym Gene Names	CSEN; DREAM; KCHIP3; DREAM; KChIP3

For Research Use Only. Not for use in diagnostic or therapeutic procedures. Small volumes of product may become entrapped in the seal of the vial during shipment and storage; if necessary, briefly centrifuge the vial on a tabletop centrifuge to dislodge any liquid in the cap.

AAA Biotech | Tel: +1 (619) 604-9440 | Fax: +1 (619) 604-9441 | contact@aaabiotech.com
Online datasheet: https://www.aaabiotech.com/polyclonal/kcnip3-antibody-immunofluorescence-immunohistochemistry-western-blot-elisa/233697