Rabbit KCNH5 Polyclonal Antibody | anti-KCNH5 antibody

KCNH5 Antibody

CATALOG #	HOST	REACTIVITY	APPLICATIONS
AAA236817	**Rabbit**	**Human, Mouse, Rat**	**Immunohistochemistry, ELISA, Western Blot**

PRODUCT SYNONYMS

KCNH5; Polyclonal Antibody; KCNH5 Antibody; anti-KCNH5 antibody

PRODUCT SPECIFICATIONS

Host	Rabbit
Reactivity	Human, Mouse, Rat
Clonality	Polyclonal
Isotype	IgG
Purity/Purification	Affinity-purified from rabbit antiserum by affinity-chromatography using specific immunogen.
Form/Format	Liquid; In Phosphate Buffered Saline, 50% Glycerol, 0.5% BSA and 0.02% Sodium Azide.
Applicable Applications for anti-KCNH5 antibody	IHC (Immunohistochemistry), ELISA, WB (Western Blot)
Immunogen	Synthetic Peptide
Immunogen Species	Human
Conjugate	Non-conjugated
Preparation and Storage	Upon receipt, store at -20 degree C or -80 degree C. Avoid repeated freeze.

IMAGES



IHC (Immunohistochemisry)
Immunohistochemical analysis of paraffin-embedded Mouse BrainTissue using Kv10.2 Rabbit pAb diluted at 1:200.

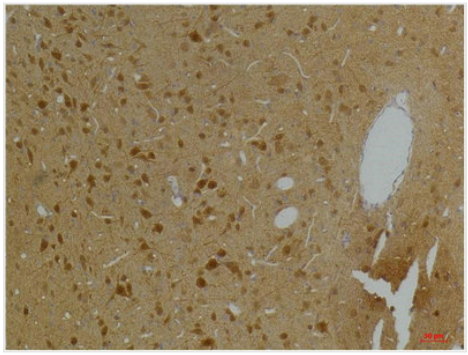

IHC (Immunohiostchemistry)
Immunohistochemical analysis of paraffin-embedded Rat BrainTissue using Kv10.2 Rabbit pAb diluted at 1:200.



WB (Western Blot)
Western blot analysis of 1) Rat Brain Tissue-Low Molecular Protein Marker, 2)Rat Brain Tissue-High Molecular Protein Marker, 3) Mouse Brain Tissue-Low Molecular Protein Marker, 4) Mouse Brain Tissue- High Molecular Protein Marker, 5) HepG2-Low Molecular P

ADDITIONAL INFORMATION

Product Categories/Family for anti-KCNH5 antibody	Neuroscience

NCBI AND UNIPROT INFORMATION

NCBI GI #	22024390
NCBI GeneID	27133
NCBI Accession #	NP_647479.2
NCBI GenBank Nucleotide #	NM_139318.4
UniProt Accession #	Q8NCM2; C9JP98
Molecular Weight	71,123 Da
NCBI Official Full Name	potassium voltage-gated channel subfamily H member 5 isoform 1
NCBI Official Synonym Full Names	potassium voltage-gated channel subfamily H member 5
NCBI Official Symbol	KCNH5
NCBI Official Synonym Symbols	EAG2; hEAG2; H-EAG2; Kv10.2
NCBI Protein Information	potassium voltage-gated channel subfamily H member 5
UniProt Protein Name	Potassium voltage-gated channel subfamily H member 5
UniProt Gene Name	**KCNH5**
UniProt Synonym Gene Names	EAG2; hEAG2

For Research Use Only. Not for use in diagnostic or therapeutic procedures. Small volumes of product may become entrapped in the seal of the vial during shipment and storage; if necessary, briefly centrifuge the vial on a tabletop centrifuge to dislodge any liquid in the cap.

AAA Biotech | Tel: +1 (619) 604-9440 | Fax: +1 (619) 604-9441 | contact@aaabiotech.com
Online datasheet: https://www.aaabiotech.com/polyclonal/kcnh5-antibody-immunohistochemistry-western-blot-elisa/236817