Rabbit LGALS1 Polyclonal Antibody | anti-LGALS1 antibody

LGALS1 Antibody

CATALOG #	HOST	REACTIVITY	APPLICATIONS
AAA237418	**Rabbit**	**Human, Mouse, Rat**	**Immunohistochemistry, Western Blot, ELISA**

PRODUCT SYNONYMS

LGALS1; Polyclonal Antibody; LGALS1 Antibody; lectin; galactoside-binding; soluble; 1; anti-LGALS1 antibody

PRODUCT SPECIFICATIONS

Host	Rabbit
Reactivity	Human, Mouse, Rat
Clonality	Polyclonal
Isotype	IgG
Purity/Purification	Antigen Affinity Purification
Form/Format	Liquid; In Phosphate Buffered Saline, pH 7.4, 0.05% NaN3, and 40% Glycerol
Applicable Applications for anti-LGALS1 antibody	IHC (Immunohistochemistry), WB (Western Blot), ELISA
Immunogen	Fusion protein of human LGALS1
Immunogen Species	Human
Conjugate	Non-conjugated
Preparation and Storage	Upon receipt, store at -20 degree C or -80 degree C. Avoid repeated freeze.

IMAGES



SDS-PAGE
Gel: 12+15%SDS-PAGE, Lysate: 40 ug, Lane: Human fetal muscle tissue, Primary antibody: AAA237418(LGALS1 Antibody) at dilution 1/500, Secondary antibody: Goat anti rabbit IgG at 1/8000 dilution, Exposure time: 10 seconds

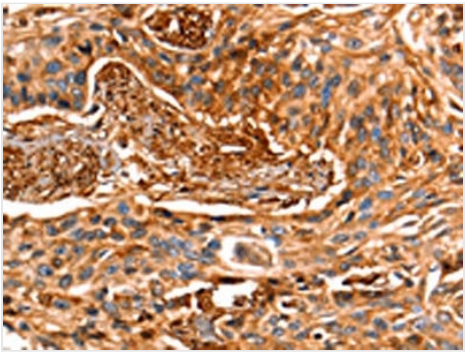

IHC (Immunohiostchemistry)
The image on the left is immunohistochemistry of paraffin-embedded Human esophagus cancer tissue using AAA237418(LGALS1 Antibody) at dilution 1/25, on the right is treated with fusion protein. (Original magnification: ×200

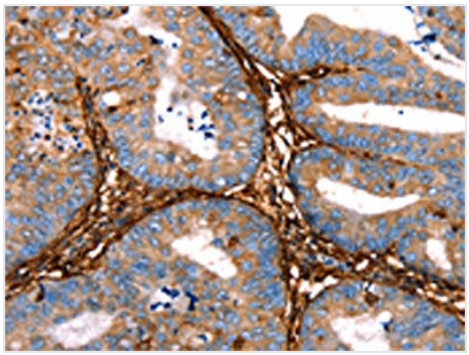

IHC (Immunohistochemistry)
The image on the left is immunohistochemistry of paraffin-embedded Human cervical cancer tissue using AAA237418(LGALS1 Antibody) at dilution 1/25, on the right is treated with fusion protein. (Original magnification: ×200

ADDITIONAL INFORMATION

Product Categories/Family for anti-LGALS1 antibody	Cell Biology

NCBI AND UNIPROT INFORMATION

NCBI GI #	4504981
NCBI GeneID	3956
NCBI Accession #	NP_002296.1
NCBI GenBank Nucleotide #	NM_002305.3
UniProt Accession #	P09382; Q9UDK5; B2R5E8
Molecular Weight	14,716 Da
NCBI Official Full Name	galectin-1
NCBI Official Synonym Full Names	lectin, galactoside-binding, soluble, 1
NCBI Official Symbol	LGALS1
NCBI Official Synonym Symbols	GBP; GAL1
NCBI Protein Information	galectin-1; HBL; HPL; gal-1; HLBP14; galaptin; galectin 1; 14 kDa lectin; S-Lac lectin 1; lactose-binding lectin 1; 14 kDa laminin-binding protein; putative MAPK-activating protein PM12; beta-galactoside-binding lectin L-14-I; beta-galactoside-binding pro
UniProt Protein Name	Galectin-1
UniProt Gene Name	**LGALS1**
UniProt Synonym Gene Names	Gal-1; HLBP14
UniProt Entry Name	LEG1_HUMAN

For Research Use Only. Not for use in diagnostic or therapeutic procedures. Small volumes of product may become entrapped in the seal of the vial during shipment and storage; if necessary, briefly centrifuge the vial on a tabletop centrifuge to dislodge any liquid in the cap.

AAA Biotech | Tel: +1 (619) 604-9440 | Fax: +1 (619) 604-9441 | contact@aaabiotech.com
Online datasheet: https://www.aaabiotech.com/polyclonal/lgals1-antibody-immunohistochemistry-western-blot-elisa/237418