Rabbit ITGB1 Polyclonal Antibody | anti-ITGB1 antibody

ITGB1 Antibody

CATALOG #	HOST	REACTIVITY	APPLICATIONS
AAA237512	**Rabbit**	**Human, Mouse, Rat**	**Immunohistochemistry, Western Blot, ELISA**

PRODUCT SYNONYMS

ITGB1; Polyclonal Antibody; ITGB1 Antibody; Integrin; beta 1 (fibronectin receptor; beta polypeptide; antigen CD29 includes MDF2; MSK12); anti-ITGB1 antibody

PRODUCT SPECIFICATIONS

Host	Rabbit
Reactivity	Human, Mouse, Rat
Clonality	Polyclonal
Isotype	IgG
Purity/Purification	Antigen Affinity Purification
Form/Format	Liquid; In Phosphate Buffered Saline, pH 7.4, 0.05% NaN3, and 40% Glycerol
Applicable Applications for anti-ITGB1 antibody	IHC (Immunohistochemistry), WB (Western Blot), ELISA
Immunogen	Fusion protein of human ITGB1
Immunogen Species	Human
Conjugate	Non-conjugated
Preparation and Storage	Upon receipt, store at -20 degree C or -80 degree C. Avoid repeated freeze.

IMAGES



SDS-PAGE
Gel: 6%SDS-PAGE, Lysate: 40 ug, Lane 1-2: A172 cells, human leiomyosarcoma tissue, Primary antibody: AAA237512(ITGB1 Antibody) at dilution 1/287.5, Secondary antibody: Goat anti rabbit IgG at 1/8000 dilution, Exposure time: 15 seconds

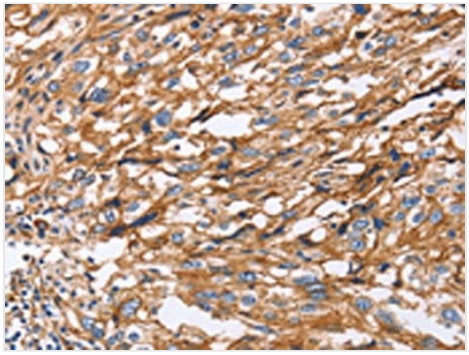

IHC (Immunohiostchemistry)
The image on the left is immunohistochemistry of paraffin-embedded Human esophagus cancer tissue using AAA237512(ITGB1 Antibody) at dilution 1/50, on the right is treated with fusion protein. (Original magnification: ×200

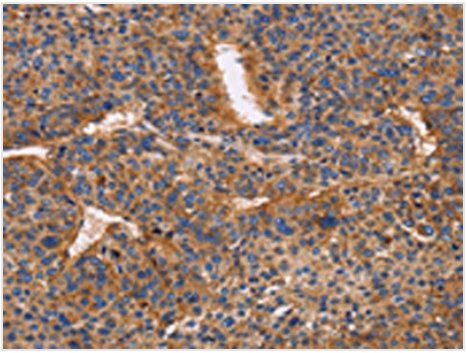

IHC (Immunohistochemistry)
The image on the left is immunohistochemistry of paraffin-embedded Human liver cancer tissue using AAA237512(ITGB1 Antibody) at dilution 1/50, on the right is treated with fusion protein. (Original magnification: ×200

ADDITIONAL INFORMATION

Product Categories/Family for anti-ITGB1 antibody	Signal Transduction

NCBI AND UNIPROT INFORMATION

NCBI GI #	19743813
NCBI GeneID	3688
NCBI Accession #	NP_002202.2
NCBI GenBank Nucleotide #	NM_002211.3
UniProt Accession #	P05556; P78466; P78467; Q13089; Q13090; Q13091; Q13212; A8K6N2; D3DRX9; D3DRY3; D3DRY4; D3DRY5
Molecular Weight	88,415 Da
NCBI Official Full Name	integrin beta-1 isoform 1A
NCBI Official Synonym Full Names	integrin, beta 1 (fibronectin receptor, beta polypeptide, antigen CD29 includes MDF2, MSK12)
NCBI Official Symbol	ITGB1
NCBI Official Synonym Symbols	CD29; FNRB; MDF2; VLAB; GPIIA; MSK12; VLA-BETA
NCBI Protein Information	integrin beta-1; glycoprotein IIa; integrin VLA-4 beta subunit; very late activation protein, beta polypeptide
UniProt Protein Name	Integrin beta-1
UniProt Gene Name	**ITGB1**
UniProt Synonym Gene Names	FNRB; MDF2; MSK12; GPIIA
UniProt Entry Name	ITB1_HUMAN

For Research Use Only. Not for use in diagnostic or therapeutic procedures. Small volumes of product may become entrapped in the seal of the vial during shipment and storage; if necessary, briefly centrifuge the vial on a tabletop centrifuge to dislodge any liquid in the cap.

AAA Biotech | Tel: +1 (619) 604-9440 | Fax: +1 (619) 604-9441 | contact@aaabiotech.com
Online datasheet: https://www.aaabiotech.com/polyclonal/itgb1-antibody-immunohistochemistry-western-blot-elisa/237512