Rabbit anti-Human GSTO1 Polyclonal Antibody | anti-GSTO1 antibody

GSTO1 Antibody

CATALOG #	HOST	REACTIVITY	APPLICATIONS
AAA238984	**Rabbit**	**Human**	**Immunohistochemistry, Western Blot, ELISA**

PRODUCT SYNONYMS

GSTO1; Polyclonal Antibody; GSTO1 Antibody; glutathione S-Transferase omega 1; anti-GSTO1 antibody

PRODUCT SPECIFICATIONS

Host	Rabbit
Reactivity	Human
Clonality	Polyclonal
Isotype	IgG
Purity/Purification	Antigen Affinity Purification
Form/Format	Liquid; In Phosphate Buffered Saline, pH 7.4, 0.05% NaN3, and 40% Glycerol
Applicable Applications for anti-GSTO1 antibody	IHC (Immunohistochemistry), WB (Western Blot), ELISA
Immunogen	Fusion protein of human GSTO1
Immunogen Species	Human
Conjugate	Non-conjugated
Preparation and Storage	Upon receipt, store at -20 degree C or -80 degree C. Avoid repeated freeze.

IMAGES

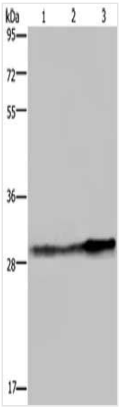

SDS-PAGE
Gel: 8%SDS-PAGE, Lysate: 40 ug, Lane 1-3: Human hepatocellular carcinoma tissue, Hela cells, human fetal liver tissue, Primary antibody: AAA238984(GSTO1 Antibody) at dilution 1/350, Secondary antibody: Goat anti rabbit IgG at 1/8000 dilution, Exposure time: 10 seconds

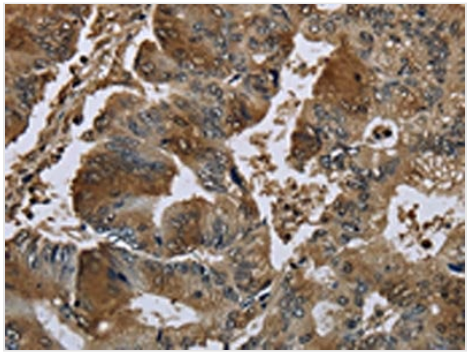

IHC (Immunohiostchemistry)
The image on the left is immunohistochemistry of paraffin-embedded Human colon cancer tissue using AAA238984(GSTO1 Antibody) at dilution 1/60, on the right is treated with fusion protein. (Original magnification: ×200

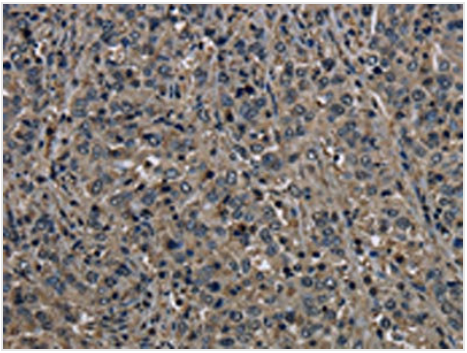

IHC (Immunohistochemistry)
The image on the left is immunohistochemistry of paraffin-embedded Human liver cancer tissue using AAA238984(GSTO1 Antibody) at dilution 1/60, on the right is treated with fusion protein. (Original magnification: ×200

ADDITIONAL INFORMATION

Product Categories/Family for anti-GSTO1 antibody	Tags & Cell Markers

NCBI AND UNIPROT INFORMATION

NCBI GI #	300360534
NCBI GeneID	9446
NCBI Accession #	NP_001177932.1
NCBI GenBank Nucleotide #	NM_001191003.1
UniProt Accession #	P78417; Q5TA03; Q7Z3T2; D3DRA3; F5H7H0
Molecular Weight	27,566 Da
NCBI Official Full Name	glutathione S-transferase omega-1 isoform 3
NCBI Official Synonym Full Names	glutathione S-transferase omega 1
NCBI Official Symbol	GSTO1
NCBI Official Synonym Symbols	P28; SPG-R; GSTO 1-1; GSTTLp28
NCBI Protein Information	glutathione S-transferase omega-1; GSTO-1; MMA(V) reductase; glutathione-S-transferase like; monomethylarsonic acid reductase; S-(Phenacyl)glutathione reductase; glutathione S-transferase omega 1-1; glutathione-dependent dehydroascorbate reductase
UniProt Protein Name	Glutathione S-transferase omega-1
UniProt Gene Name	**GSTO1**
UniProt Synonym Gene Names	GSTTLP28; GSTO-1; GSTO 1-1; MMA(V) reductase; SPG-R
UniProt Entry Name	GSTO1_HUMAN

For Research Use Only. Not for use in diagnostic or therapeutic procedures. Small volumes of product may become entrapped in the seal of the vial during shipment and storage; if necessary, briefly centrifuge the vial on a tabletop centrifuge to dislodge any liquid in the cap.

AAA Biotech | Tel: +1 (619) 604-9440 | Fax: +1 (619) 604-9441 | contact@aaabiotech.com
Online datasheet: https://www.aaabiotech.com/polyclonal/gsto1-antibody-immunohistochemistry-western-blot-elisa/238984