Rabbit DNAJA1 Polyclonal Antibody | anti-DNAJA1 antibody

DNAJA1 Antibody

CATALOG #	HOST	REACTIVITY	APPLICATIONS
AAA239030	**Rabbit**	**Human, Mouse, Rat**	**Immunohistochemistry, Western Blot, ELISA**

PRODUCT SYNONYMS

DNAJA1; Polyclonal Antibody; DNAJA1 Antibody; DnaJ (Hsp40) homolog; subfamily A; member 1; anti-DNAJA1 antibody

PRODUCT SPECIFICATIONS

Host	Rabbit
Reactivity	Human, Mouse, Rat
Clonality	Polyclonal
Isotype	IgG
Purity/Purification	Antigen Affinity Purification
Form/Format	Liquid; In Phosphate Buffered Saline, pH 7.4, 0.05% NaN3, and 40% Glycerol
Applicable Applications for anti-DNAJA1 antibody	IHC (Immunohistochemistry), WB (Western Blot), ELISA
Immunogen	Fusion protein of human DNAJA1
Immunogen Species	Human
Conjugate	Non-conjugated
Preparation and Storage	Upon receipt, store at -20 degree C or -80 degree C. Avoid repeated freeze.

IMAGES



SDS-PAGE
Gel: 8%SDS-PAGE, Lysate: 40 ug, Lane 1-5: 231 cells, A431 cells, Raji cells, Jurkat cells, HepG2 cells, Primary antibody: AAA239030(DNAJA1 Antibody) at dilution 1/500, Secondary antibody: Goat anti rabbit IgG at 1/8000 dilution, Exposure time: 5 seconds

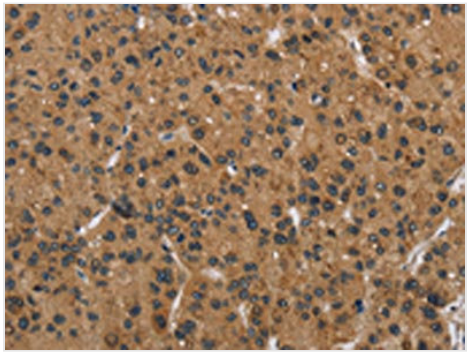

IHC (Immunohiostchemistry)
The image on the left is immunohistochemistry of paraffin-embedded Human liver cancer tissue using AAA239030(DNAJA1 Antibody) at dilution 1/30, on the right is treated with fusion protein. (Original magnification: ×200

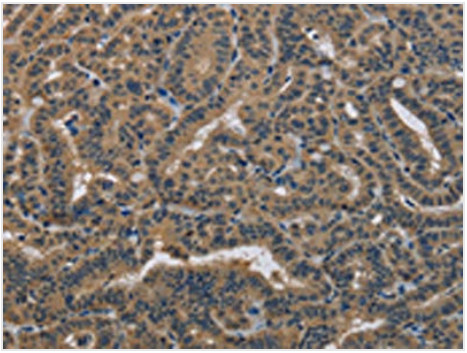

IHC (Immunohistochemistry)
The image on the left is immunohistochemistry of paraffin-embedded Human thyroid cancer tissue using AAA239030(DNAJA1 Antibody) at dilution 1/30, on the right is treated with fusion protein. (Original magnification: ×200

ADDITIONAL INFORMATION

Product Categories/Family for anti-DNAJA1 antibody	Signal Transduction

NCBI AND UNIPROT INFORMATION

NCBI GI #	1706474
NCBI GeneID	3301
UniProt Accession #	P31689; Q5T7Q0; Q86TL9
Molecular Weight	397
NCBI Official Full Name	DnaJ homolog subfamily A member 1
NCBI Official Synonym Full Names	DnaJ (Hsp40) homolog, subfamily A, member 1
NCBI Official Symbol	DNAJA1
NCBI Official Synonym Symbols	DJ-2; DjA1; HDJ2; HSDJ; HSJ2; HSPF4; NEDD7; hDJ-2
NCBI Protein Information	dnaJ homolog subfamily A member 1; HSJ-2; human DnaJ protein 2; heat shock protein J2; dnaJ protein homolog 2; heat shock 40 kDa protein 4; heat shock protein, DNAJ-like 2; neural precursor cell expressed, developmentally down-regulated 7
UniProt Protein Name	DnaJ homolog subfamily A member 1
UniProt Gene Name	**DNAJA1**
UniProt Synonym Gene Names	DNAJ2; HDJ2; HSJ2; HSPF4; HSJ-2; hDj-2
UniProt Entry Name	DNJA1_HUMAN

For Research Use Only. Not for use in diagnostic or therapeutic procedures. Small volumes of product may become entrapped in the seal of the vial during shipment and storage; if necessary, briefly centrifuge the vial on a tabletop centrifuge to dislodge any liquid in the cap.

AAA Biotech | Tel: +1 (619) 604-9440 | Fax: +1 (619) 604-9441 | contact@aaabiotech.com
Online datasheet: https://www.aaabiotech.com/polyclonal/dnaja1-antibody-immunohistochemistry-western-blot-elisa/239030