Rabbit anti-Human, Rat HYAL3 Polyclonal Antibody | anti-HYAL3 antibody

HYAL3 Antibody

CATALOG #	HOST	REACTIVITY	APPLICATIONS
AAA239034	**Rabbit**	**Human, Rat**	**Immunohistochemistry, Western Blot, ELISA**

PRODUCT SYNONYMS

HYAL3; Polyclonal Antibody; HYAL3 Antibody; hyaluronoglucosaminidase 3; anti-HYAL3 antibody

PRODUCT SPECIFICATIONS

Host	Rabbit
Reactivity	Human, Rat
Clonality	Polyclonal
Isotype	IgG
Purity/Purification	Antigen Affinity Purification
Form/Format	Liquid; In Phosphate Buffered Saline, pH 7.4, 0.05% NaN3, and 40% Glycerol
Applicable Applications for anti-HYAL3 antibody	IHC (Immunohistochemistry), WB (Western Blot), ELISA
Immunogen	Fusion protein of human HYAL3
Immunogen Species	Human
Conjugate	Non-conjugated
Preparation and Storage	Upon receipt, store at -20 degree C or -80 degree C. Avoid repeated freeze.

IMAGES



SDS-PAGE
Gel: 8%SDS-PAGE, Lysate: 40 ug, Lane: Human kidney tissue, Primary antibody: AAA239034(HYAL3 Antibody) at dilution 1/400, Secondary antibody: Goat anti rabbit IgG at 1/8000 dilution, Exposure time: 3 minutes

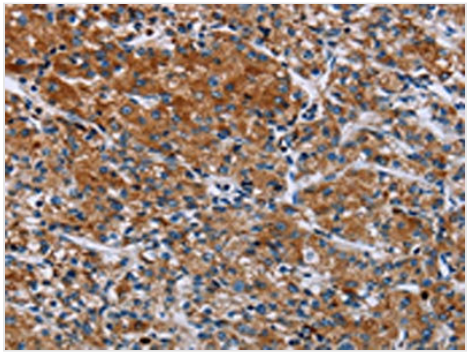

IHC (Immunohiostchemistry)
The image on the left is immunohistochemistry of paraffin-embedded Human prostate cancer tissue using AAA239034(HYAL3 Antibody) at dilution 1/40, on the right is treated with fusion protein. (Original magnification: ×200

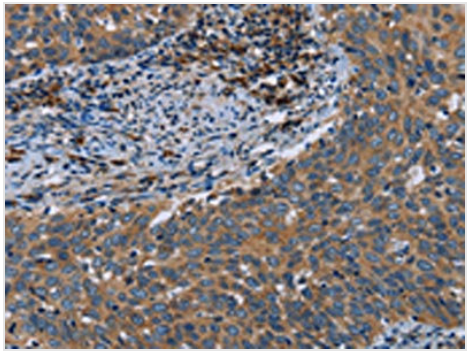

IHC (Immunohistochemistry)
The image on the left is immunohistochemistry of paraffin-embedded Human cervical cancer tissue using AAA239034(HYAL3 Antibody) at dilution 1/40, on the right is treated with fusion protein. (Original magnification: ×200

ADDITIONAL INFORMATION

Product Categories/Family for anti-HYAL3 antibody	Signal Transduction

NCBI AND UNIPROT INFORMATION

NCBI GI #	2935328
NCBI GeneID	8372
UniProt Accession #	O43820; O60540; Q8NFK2; Q8NFK3; Q8NFK4; Q96E56; Q9BRW9
Molecular Weight	46,501 Da
NCBI Official Full Name	hyaluronidase
NCBI Official Synonym Full Names	hyaluronoglucosaminidase 3
NCBI Official Symbol	HYAL3
NCBI Official Synonym Symbols	LUCA3; HYAL-3; LUCA-3
NCBI Protein Information	hyaluronidase-3; lung carcinoma protein 3
UniProt Protein Name	Hyaluronidase-3
UniProt Gene Name	**HYAL3**
UniProt Synonym Gene Names	LUCA3; Hyal-3; LuCa-3
UniProt Entry Name	HYAL3_HUMAN

For Research Use Only. Not for use in diagnostic or therapeutic procedures. Small volumes of product may become entrapped in the seal of the vial during shipment and storage; if necessary, briefly centrifuge the vial on a tabletop centrifuge to dislodge any liquid in the cap.

AAA Biotech | Tel: +1 (619) 604-9440 | Fax: +1 (619) 604-9441 | contact@aaabiotech.com
Online datasheet: https://www.aaabiotech.com/polyclonal/hyal3-antibody-immunohistochemistry-western-blot-elisa/239034