Rabbit MYL3 Polyclonal Antibody | anti-MYL3 antibody

MYL3 Antibody

CATALOG #	HOST	REACTIVITY	APPLICATIONS
AAA239186	**Rabbit**	**Human, Mouse, Rat**	**Immunohistochemistry, Western Blot, ELISA**

PRODUCT SYNONYMS

MYL3; Polyclonal Antibody; MYL3 Antibody; Myosin; light chain 3; alkali; ventricular; skeletal; slow; anti-MYL3 antibody

PRODUCT SPECIFICATIONS

Host	Rabbit
Reactivity	Human, Mouse, Rat
Clonality	Polyclonal
Isotype	IgG
Purity/Purification	Antigen Affinity Purification
Form/Format	Liquid; In Phosphate Buffered Saline, pH 7.4, 0.05% NaN3, and 40% Glycerol
Applicable Applications for anti-MYL3 antibody	IHC (Immunohistochemistry), WB (Western Blot), ELISA
Immunogen	Fusion protein of human MYL3
Immunogen Species	Human
Conjugate	Non-conjugated
Preparation and Storage	Upon receipt, store at -20 degree C or -80 degree C. Avoid repeated freeze.

IMAGES

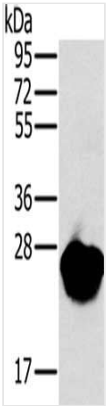

SDS-PAGE
Gel: 10%SDS-PAGE, Lysate: 40 ug, Lane: Mouse heart tissue, Primary antibody: AAA239186(MYL3 Antibody) at dilution 1/650, Secondary antibody: Goat anti rabbit IgG at 1/8000 dilution, Exposure time: 10 seconds

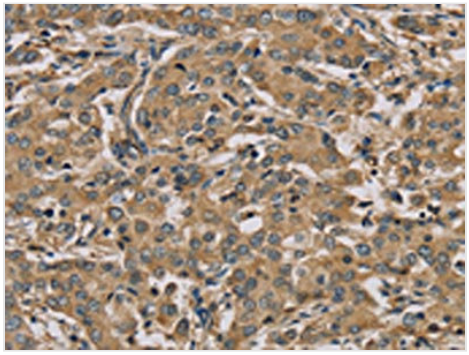

IHC (Immunohiostchemistry)
The image on the left is immunohistochemistry of paraffin-embedded Human liver cancer tissue using AAA239186(MYL3 Antibody) at dilution 1/45, on the right is treated with fusion protein. (Original magnification: ×200

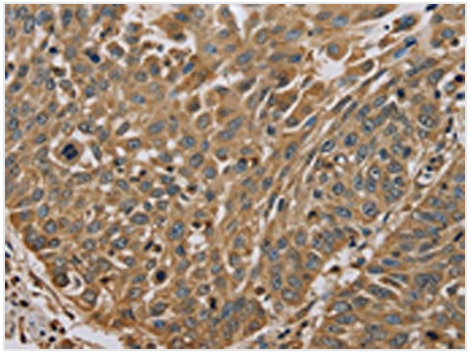

IHC (Immunohistochemistry)
The image on the left is immunohistochemistry of paraffin-embedded Human lung cancer tissue using AAA239186(MYL3 Antibody) at dilution 1/45, on the right is treated with fusion protein. (Original magnification: ×200

ADDITIONAL INFORMATION

Product Categories/Family for anti-MYL3 antibody	Signal Transduction

NCBI AND UNIPROT INFORMATION

NCBI GI #	4557777
NCBI GeneID	4634
NCBI Accession #	NP_000249.1
NCBI GenBank Nucleotide #	NM_000258.2
UniProt Accession #	P08590; Q9NRS8; B2R534
Molecular Weight	21,932 Da
NCBI Official Full Name	myosin light chain 3
NCBI Official Synonym Full Names	myosin, light chain 3, alkali; ventricular, skeletal, slow
NCBI Official Symbol	MYL3
NCBI Official Synonym Symbols	CMH8; VLC1; MLC1V; MLC1SB
NCBI Protein Information	myosin light chain 3; CMLC1; cardiac myosin light chain 1; ventricular/slow twitch myosin alkali light chain; myosin light chain 1, slow-twitch muscle B/ventricular isoform; myosin, light polypeptide 3, alkali; ventricular, skeletal, slow
UniProt Protein Name	Myosin light chain 3
UniProt Gene Name	**MYL3**
UniProt Synonym Gene Names	CMLC1; MLC1SB
UniProt Entry Name	MYL3_HUMAN

For Research Use Only. Not for use in diagnostic or therapeutic procedures. Small volumes of product may become entrapped in the seal of the vial during shipment and storage; if necessary, briefly centrifuge the vial on a tabletop centrifuge to dislodge any liquid in the cap.

AAA Biotech | Tel: +1 (619) 604-9440 | Fax: +1 (619) 604-9441 | contact@aaabiotech.com
Online datasheet: https://www.aaabiotech.com/polyclonal/myl3-antibody-immunohistochemistry-western-blot-elisa/239186