Rabbit NDUFS1 Polyclonal Antibody | anti-NDUFS1 antibody

NDUFS1 Antibody

CATALOG #	HOST	REACTIVITY	APPLICATIONS
AAA239211	**Rabbit**	**Human, Mouse, Rat**	**Immunohistochemistry, Western Blot, ELISA**

PRODUCT SYNONYMS

NDUFS1; Polyclonal Antibody; NDUFS1 Antibody; NADH dehydrogenase (ubiquinone) Fe-S protein 1; 75kDa (NADH-coenzyme Q reductase); anti-NDUFS1 antibody

PRODUCT SPECIFICATIONS

Host	Rabbit
Reactivity	Human, Mouse, Rat
Clonality	Polyclonal
Isotype	IgG
Purity/Purification	Antigen Affinity Purification
Form/Format	Liquid; In Phosphate Buffered Saline, pH 7.4, 0.05% NaN3, and 40% Glycerol
Applicable Applications for anti-NDUFS1 antibody	IHC (Immunohistochemistry), WB (Western Blot), ELISA
Immunogen	Fusion protein of human NDUFS1
Immunogen Species	Human
Conjugate	Non-conjugated
Preparation and Storage	Upon receipt, store at -20 degree C or -80 degree C. Avoid repeated freeze.

IMAGES



SDS-PAGE
Gel: 10%SDS-PAGE, Lysate: 40 ug, Lane 1-3: Raji cells, Jurkat cells, hela cells, Primary antibody: AAA239211(NDUFS1 Antibody) at dilution 1/800, Secondary antibody: Goat anti rabbit IgG at 1/8000 dilution, Exposure time: 10 seconds

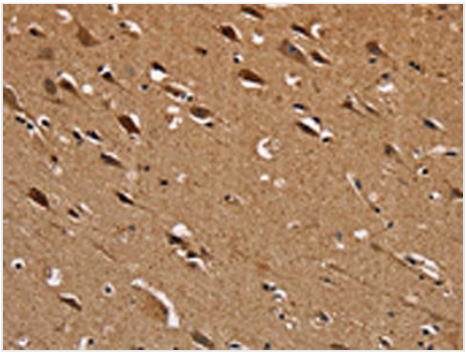

IHC (Immunohiostchemistry)
The image on the left is immunohistochemistry of paraffin-embedded Human brain tissue using AAA239211(NDUFS1 Antibody) at dilution 1/50, on the right is treated with fusion protein. (Original magnification: ×200

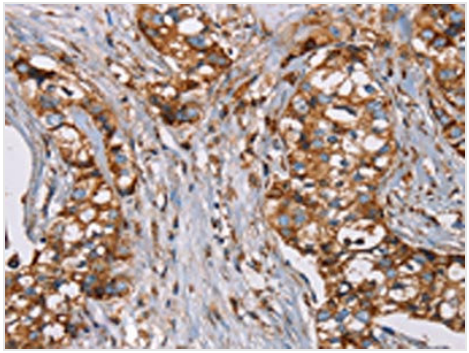

IHC (Immunohistochemistry)
The image on the left is immunohistochemistry of paraffin-embedded Human breast cancer tissue using AAA239211(NDUFS1 Antibody) at dilution 1/50, on the right is treated with fusion protein. (Original magnification: ×200

ADDITIONAL INFORMATION

Product Categories/Family for anti-NDUFS1 antibody	Tags & Cell Markers

NCBI AND UNIPROT INFORMATION

NCBI GI #	316983154
NCBI GeneID	4719
NCBI Accession #	NP_001186910.1
NCBI GenBank Nucleotide #	NM_001199981.1
UniProt Accession #	P28331; Q53TR8; Q8N1C4; Q8TCC9; B4DIN9; B4DJA0; B4DPG1; B4DUC1; E7ENF3
Molecular Weight	79 kD
NCBI Official Full Name	NADH-ubiquinone oxidoreductase 75 kDa subunit, mitochondrial isoform 2
NCBI Official Synonym Full Names	NADH dehydrogenase (ubiquinone) Fe-S protein 1, 75kDa (NADH-coenzyme Q reductase)
NCBI Official Symbol	NDUFS1
NCBI Official Synonym Symbols	CI-75k; CI-75Kd; PRO1304
NCBI Protein Information	NADH-ubiquinone oxidoreductase 75 kDa subunit, mitochondrial; complex I 75kDa subunit; complex I, mitochondrial respiratory chain, 75-kD subunit; mitochondrial NADH-ubiquinone oxidoreductase 75 kDa subunit
UniProt Protein Name	NADH-ubiquinone oxidoreductase 75 kDa subunit, mitochondrial
UniProt Gene Name	**NDUFS1**
UniProt Synonym Gene Names	CI-75kD
UniProt Entry Name	NDUS1_HUMAN

For Research Use Only. Not for use in diagnostic or therapeutic procedures. Small volumes of product may become entrapped in the seal of the vial during shipment and storage; if necessary, briefly centrifuge the vial on a tabletop centrifuge to dislodge any liquid in the cap.

AAA Biotech | Tel: +1 (619) 604-9440 | Fax: +1 (619) 604-9441 | contact@aaabiotech.com
Online datasheet: https://www.aaabiotech.com/polyclonal/ndufs1-antibody-immunohistochemistry-western-blot-elisa/239211