Rabbit YWHAQ Polyclonal Antibody | anti-YWHAQ antibody

YWHAQ Antibody

CATALOG #	HOST	REACTIVITY	APPLICATIONS
AAA240099	**Rabbit**	**Human, Mouse, Rat**	**Immunohistochemistry, Western Blot, ELISA**

PRODUCT SYNONYMS

YWHAQ; Polyclonal Antibody; YWHAQ Antibody; Tyrosine 3-monooxygenase/tryptophan 5-monooxygenase activation protein; theta polypeptide; anti-YWHAQ antibody

PRODUCT SPECIFICATIONS

Host	Rabbit
Reactivity	Human, Mouse, Rat
Clonality	Polyclonal
Isotype	IgG
Purity/Purification	Antigen Affinity Purification
Form/Format	Liquid; In Phosphate Buffered Saline, pH 7.4, 0.05% NaN3, and 40% Glycerol
Applicable Applications for anti-YWHAQ antibody	IHC (Immunohistochemistry), WB (Western Blot), ELISA
Immunogen	Synthetic peptide of human YWHAQ
Immunogen Species	Human
Conjugate	Non-conjugated
Preparation and Storage	Upon receipt, store at -20 degree C or -80 degree C. Avoid repeated freeze.

IMAGES

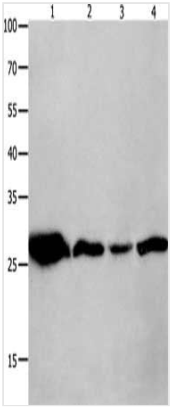

SDS-PAGE
Gel: 10+12%SDS-PAGE, Lysate: 40 ug, Lane 1-4: Mouse brain tissue, A549 cells, human lymphoma tissue, hela cells, Primary antibody: AAA240099(YWHAQ Antibody) at dilution 1/950, Secondary antibody: Goat anti rabbit IgG at 1/8000 dilution, Exposure time: 1 minute

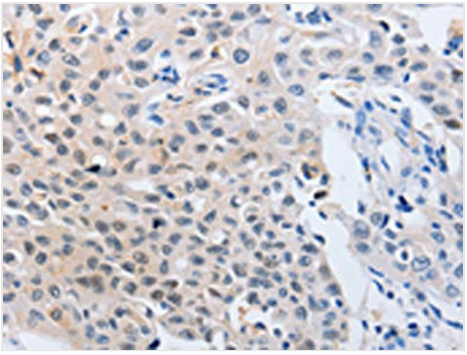

IHC (Immunohiostchemistry)
The image on the left is immunohistochemistry of paraffin-embedded Human lung cancer tissue using AAA240099(YWHAQ Antibody) at dilution 1/50, on the right is treated with synthetic peptide. (Original magnification: ×200

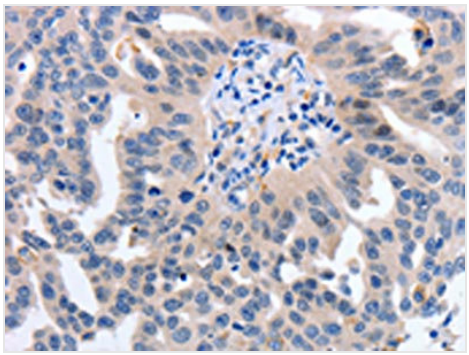

IHC (Immunohistochemistry)
The image on the left is immunohistochemistry of paraffin-embedded Human ovarian cancer tissue using AAA240099(YWHAQ Antibody) at dilution 1/50, on the right is treated with synthetic peptide. (Original magnification: ×200

ADDITIONAL INFORMATION

Product Categories/Family for anti-YWHAQ antibody	Neuroscience

NCBI AND UNIPROT INFORMATION

NCBI GI #	5803227
NCBI GeneID	10971
NCBI Accession #	NP_006817.1
NCBI GenBank Nucleotide #	NM_006826.3
UniProt Accession #	P27348; Q567U5; Q5TZU8; Q9UP48; D6W4Z5
Molecular Weight	27,764 Da
NCBI Official Full Name	14-3-3 protein theta
NCBI Official Synonym Full Names	tyrosine 3-monooxygenase/tryptophan 5-monooxygenase activation protein, theta polypeptide
NCBI Official Symbol	YWHAQ
NCBI Official Synonym Symbols	1C5; HS1; 14-3-3
NCBI Protein Information	14-3-3 protein theta; 14-3-3 protein tau; 14-3-3 protein T-cell
UniProt Protein Name	14-3-3 protein theta
UniProt Gene Name	**YWHAQ**
UniProt Entry Name	1433T_HUMAN

For Research Use Only. Not for use in diagnostic or therapeutic procedures. Small volumes of product may become entrapped in the seal of the vial during shipment and storage; if necessary, briefly centrifuge the vial on a tabletop centrifuge to dislodge any liquid in the cap.

AAA Biotech | Tel: +1 (619) 604-9440 | Fax: +1 (619) 604-9441 | contact@aaabiotech.com
Online datasheet: https://www.aaabiotech.com/polyclonal/ywhaq-antibody-immunohistochemistry-western-blot-elisa/240099