Rabbit anti-Human IGLV1-51 Polyclonal Antibody | anti-IGLV1-51 antibody

IGLV1-51 Antibody

CATALOG #	HOST	REACTIVITY	APPLICATIONS
AAA240420	**Rabbit**	**Human**	**Immunohistochemistry, Western Blot, ELISA**

PRODUCT SYNONYMS

IGLV1-51; Polyclonal Antibody; IGLV1-51 Antibody; Ig lambda chain V-I region NEW; anti-IGLV1-51 antibody

PRODUCT SPECIFICATIONS

Host	Rabbit
Reactivity	Human
Clonality	Polyclonal
Isotype	IgG
Purity/Purification	Antigen Affinity Purification
Form/Format	Liquid; In Phosphate Buffered Saline, pH 7.4, 0.05% NaN3, and 40% Glycerol
Applicable Applications for anti-IGLV1-51 antibody	IHC (Immunohistochemistry), WB (Western Blot), ELISA
Immunogen	Synthetic peptide of human Lambda Light chain
Immunogen Species	Human
Conjugate	Non-conjugated
Preparation and Storage	Upon receipt, store at -20 degree C or -80 degree C. Avoid repeated freeze.

IMAGES

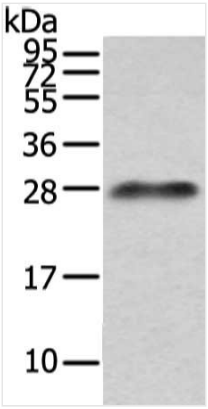

SDS-PAGE
Gel: 12%SDS-PAGE, Lysate: 40 ug, Lane: Human plasma solution, Primary antibody: AAA240420(Lambda Light chain Antibody) at dilution 1/200 dilution, Secondary antibody: Goat anti rabbit IgG at 1/8000 dilution, Exposure time: 10 seconds

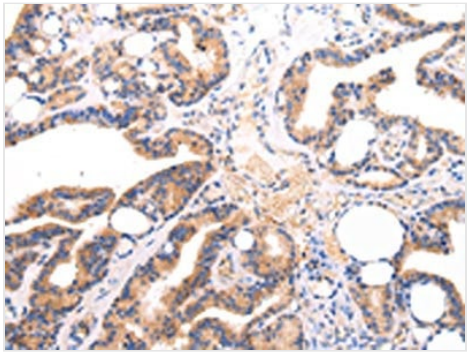

IHC (Immunohiostchemistry)
The image on the left is immunohistochemistry of paraffin-embedded Human thyroid cancer tissue using AAA240420(Lambda Light chain Antibody) at dilution 1/20, on the right is treated with synthetic peptide. (Original magnification: ×200

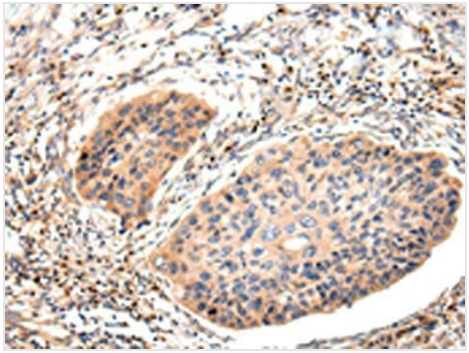

IHC (Immunohistochemistry)
The image on the left is immunohistochemistry of paraffin-embedded Human esophagus cancer tissue using AAA240420(Lambda Light chain Antibody) at dilution 1/20, on the right is treated with synthetic peptide. (Original magnification: ×200

ADDITIONAL INFORMATION

Product Categories/Family for anti-IGLV1-51 antibody	Immunology

NCBI AND UNIPROT INFORMATION

NCBI GI #	126541
NCBI GeneID	3535
UniProt Accession #	P01701; P01842
Molecular Weight	~22.5kDa
NCBI Official Full Name	Ig lambda chain V-I region NEW
UniProt Protein Name	Ig lambda chain V-I region NEW
UniProt Entry Name	LV103_HUMAN

For Research Use Only. Not for use in diagnostic or therapeutic procedures. Small volumes of product may become entrapped in the seal of the vial during shipment and storage; if necessary, briefly centrifuge the vial on a tabletop centrifuge to dislodge any liquid in the cap.

AAA Biotech | Tel: +1 (619) 604-9440 | Fax: +1 (619) 604-9441 | contact@aaabiotech.com
Online datasheet: https://www.aaabiotech.com/polyclonal/iglv1-51-antibody-immunohistochemistry-western-blot-elisa/240420