Rabbit NQO1 Polyclonal Antibody | anti-NQO1 antibody

NQO1 Antibody

CATALOG #	HOST	REACTIVITY	APPLICATIONS
AAA240466	**Rabbit**	**Human, Mouse, Rat**	**Immunohistochemistry, Western Blot, ELISA**

PRODUCT SYNONYMS

NQO1; Polyclonal Antibody; NQO1 Antibody; NAD(P)H dehydrogenase; quinone 1; anti-NQO1 antibody

PRODUCT SPECIFICATIONS

Host	Rabbit
Reactivity	Human, Mouse, Rat
Clonality	Polyclonal
Isotype	IgG
Purity/Purification	Antigen Affinity Purification
Form/Format	Liquid; In Phosphate Buffered Saline, pH 7.4, 0.05% NaN3, and 40% Glycerol
Applicable Applications for anti-NQO1 antibody	IHC (Immunohistochemistry), WB (Western Blot), ELISA
Immunogen	Synthetic peptide of human NQO1
Immunogen Species	Human
Conjugate	Non-conjugated
Preparation and Storage	Upon receipt, store at -20 degree C or -80 degree C. Avoid repeated freeze.

IMAGES

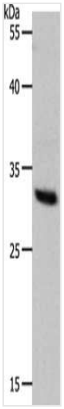

SDS-PAGE
Gel: 10%SDS-PAGE, Lysate: 40 ug, Lane: Hela cells, Primary antibody: AAA240466(NQO1 Antibody) at dilution 1/1000, Secondary antibody: Goat anti rabbit IgG at 1/8000 dilution, Exposure time: 30 seconds

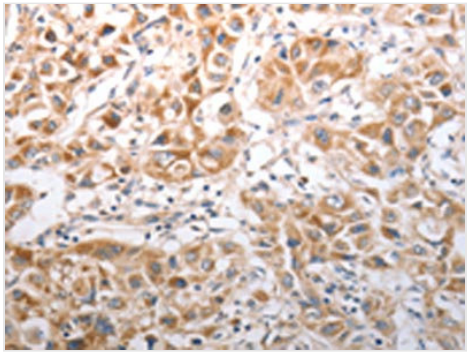

IHC (Immunohiostchemistry)
The image on the left is immunohistochemistry of paraffin-embedded Human lung cancer tissue using AAA240466(NQO1 Antibody) at dilution 1/40, on the right is treated with synthetic peptide. (Original magnification: ×200

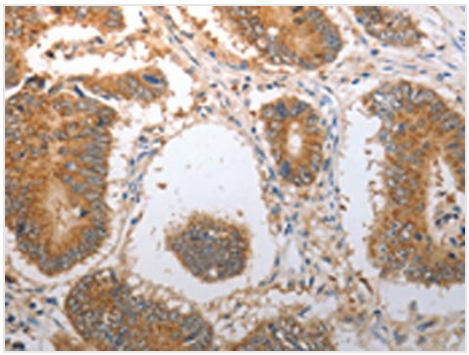

IHC (Immunohistochemistry)
The image on the left is immunohistochemistry of paraffin-embedded Human colon cancer tissue using AAA240466(NQO1 Antibody) at dilution 1/40, on the right is treated with synthetic peptide. (Original magnification: ×200

ADDITIONAL INFORMATION

Product Categories/Family for anti-NQO1 antibody	Signal Transduction

NCBI AND UNIPROT INFORMATION

NCBI GI #	118607
NCBI GeneID	1728
UniProt Accession #	P15559; Q86UK1; B2R5Y9; B4DNM7; B7ZAD1
Molecular Weight	274
NCBI Official Full Name	NAD(P)H dehydrogenase
NCBI Official Synonym Full Names	NAD(P)H dehydrogenase, quinone 1
NCBI Official Symbol	NQO1
NCBI Official Synonym Symbols	DTD; QR1; DHQU; DIA4; NMOR1; NMORI
NCBI Protein Information	NAD(P)H dehydrogenase [quinone] 1; NAD(P)H dehydrogenase [quinone] 1; azoreductase; diaphorase-4; DT-diaphorase; dioxin-inducible 1; menadione reductase; quinone reductase 1; phylloquinone reductase; NAD(P)H:quinone oxireductase; NAD(P)H:quinone oxidoredu
UniProt Protein Name	NAD(P)H dehydrogenase [quinone] 1
UniProt Gene Name	**NQO1**
UniProt Synonym Gene Names	DIA4; NMOR1; DTD; QR1
UniProt Entry Name	NQO1_HUMAN

For Research Use Only. Not for use in diagnostic or therapeutic procedures. Small volumes of product may become entrapped in the seal of the vial during shipment and storage; if necessary, briefly centrifuge the vial on a tabletop centrifuge to dislodge any liquid in the cap.

AAA Biotech | Tel: +1 (619) 604-9440 | Fax: +1 (619) 604-9441 | contact@aaabiotech.com
Online datasheet: https://www.aaabiotech.com/polyclonal/nqo1-antibody-immunohistochemistry-western-blot-elisa/240466