Rabbit anti-Human, Mouse NQO2 Polyclonal Antibody | anti-NQO2 antibody

NQO2 Antibody

CATALOG #	HOST	REACTIVITY	APPLICATIONS
AAA240468	**Rabbit**	**Human, Mouse**	**Immunohistochemistry, Western Blot, ELISA**

PRODUCT SYNONYMS

NQO2; Polyclonal Antibody; NQO2 Antibody; NAD(P)H dehydrogenase; quinone 2; anti-NQO2 antibody

PRODUCT SPECIFICATIONS

Host	Rabbit
Reactivity	Human, Mouse
Clonality	Polyclonal
Isotype	IgG
Purity/Purification	Antigen Affinity Purification
Form/Format	Liquid; In Phosphate Buffered Saline, pH 7.4, 0.05% NaN3, and 40% Glycerol
Applicable Applications for anti-NQO2 antibody	IHC (Immunohistochemistry), WB (Western Blot), ELISA
Immunogen	Synthetic peptide of human NQO2
Immunogen Species	Human
Conjugate	Non-conjugated
Preparation and Storage	Upon receipt, store at -20 degree C or -80 degree C. Avoid repeated freeze.

IMAGES

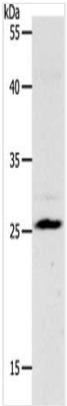

SDS-PAGE
Gel: 10%SDS-PAGE, Lysate: 80 ug, Lane: Mouse liver tissue, Primary antibody: AAA240468(NQO2 Antibody) at dilution 1/1200, Secondary antibody: Goat anti rabbit IgG at 1/8000 dilution, Exposure time: 45 seconds

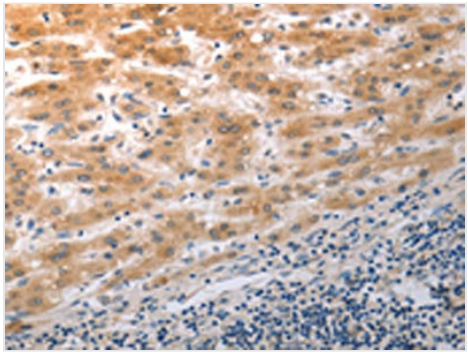

IHC (Immunohiostchemistry)
The image on the left is immunohistochemistry of paraffin-embedded Human liver cancer tissue using AAA240468(NQO2 Antibody) at dilution 1/50, on the right is treated with synthetic peptide. (Original magnification: ×200

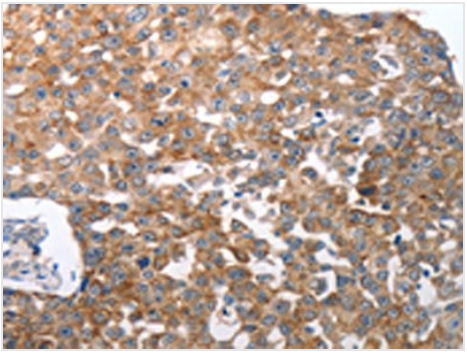

IHC (Immunohistochemistry)
The image on the left is immunohistochemistry of paraffin-embedded Human breast cancer tissue using AAA240468(NQO2 Antibody) at dilution 1/50, on the right is treated with synthetic peptide. (Original magnification: ×200

ADDITIONAL INFORMATION

Product Categories/Family for anti-NQO2 antibody	Signal Transduction

NCBI AND UNIPROT INFORMATION

NCBI GI #	317373581
NCBI GeneID	4835
UniProt Accession #	P16083; Q5TD04; B2R492
Molecular Weight	231
NCBI Official Full Name	Ribosyldihydronicotinamide dehydrogenase
NCBI Official Synonym Full Names	NAD(P)H dehydrogenase, quinone 2
NCBI Official Symbol	NQO2
NCBI Official Synonym Symbols	QR2; DHQV; DIA6; NMOR2
NCBI Protein Information	ribosyldihydronicotinamide dehydrogenase [quinone]; ribosyldihydronicotinamide dehydrogenase [quinone]; quinone reductase 2; NRH:quinone oxidoreductase 2; NAD(P)H menadione oxidoreductase-1, dioxin-inducible-2
UniProt Protein Name	Ribosyldihydronicotinamide dehydrogenase [quinone]
UniProt Gene Name	**NQO2**
UniProt Synonym Gene Names	NMOR2; QR2
UniProt Entry Name	NQO2_HUMAN

For Research Use Only. Not for use in diagnostic or therapeutic procedures. Small volumes of product may become entrapped in the seal of the vial during shipment and storage; if necessary, briefly centrifuge the vial on a tabletop centrifuge to dislodge any liquid in the cap.

AAA Biotech | Tel: +1 (619) 604-9440 | Fax: +1 (619) 604-9441 | contact@aaabiotech.com
Online datasheet: https://www.aaabiotech.com/polyclonal/nqo2-antibody-immunohistochemistry-western-blot-elisa/240468