Rabbit MCHR1 Polyclonal Antibody | anti-MCHR1 antibody

MCHR1 Antibody

CATALOG #	HOST	REACTIVITY	APPLICATIONS
AAA241389	**Rabbit**	**Human, Mouse, Rat**	**Immunohistochemistry, Western Blot, ELISA**

PRODUCT SYNONYMS

MCHR1; Polyclonal Antibody; MCHR1 Antibody; melanin-concentrating hormone receptor 1; anti-MCHR1 antibody

PRODUCT SPECIFICATIONS

Host	Rabbit
Reactivity	Human, Mouse, Rat
Clonality	Polyclonal
Isotype	IgG
Purity/Purification	Antigen Affinity Purification
Form/Format	Liquid; In Phosphate Buffered Saline, pH 7.4, 0.05% NaN3, and 40% Glycerol
Applicable Applications for anti-MCHR1 antibody	IHC (Immunohistochemistry), WB (Western Blot), ELISA
Immunogen	Synthetic peptide of human MCHR1
Immunogen Species	Human
Conjugate	Non-conjugated
Preparation and Storage	Upon receipt, store at -20 degree C or -80 degree C. Avoid repeated freeze.

IMAGES

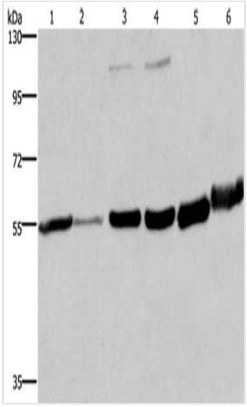

SDS-PAGE
Gel: 8%SDS-PAGE, Lysate: 40 ug, Lane 1-6: Human fetal liver tissue, Human testis tissue, 293T cells, A172 cells, mouse brain tissue, human fetal brain tissue, Primary antibody: AAA241389(MCHR1 Antibody) at dilution 1/350, Secondary antibody: Goat anti rabbit IgG at 1/8000 dilution, Exposure time: 1 minute

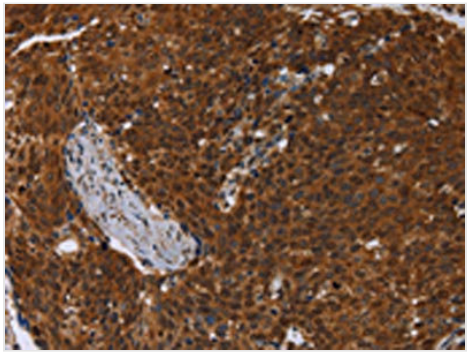

IHC (Immunohiostchemistry)
The image on the left is immunohistochemistry of paraffin-embedded Human cervical cancer tissue using AAA241389(MCHR1 Antibody) at dilution 1/30, on the right is treated with synthetic peptide. (Original magnification: ×200

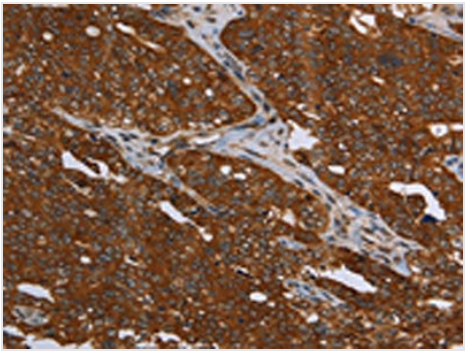

IHC (Immunohistochemistry)
The image on the left is immunohistochemistry of paraffin-embedded Human ovarian cancer tissue using AAA241389(MCHR1 Antibody) at dilution 1/30, on the right is treated with synthetic peptide. (Original magnification: ×200

ADDITIONAL INFORMATION

Product Categories/Family for anti-MCHR1 antibody	Neuroscience

NCBI AND UNIPROT INFORMATION

NCBI GI #	88758590
NCBI GeneID	2847
NCBI Accession #	NP_005288.3
NCBI GenBank Nucleotide #	NM_005297.3
UniProt Accession #	Q99705; Q5R3J1; Q96S47; Q9BV08; B2RBX6
Molecular Weight	45,963 Da
NCBI Official Full Name	melanin-concentrating hormone receptor 1
NCBI Official Synonym Full Names	melanin-concentrating hormone receptor 1
NCBI Official Symbol	MCHR1
NCBI Official Synonym Symbols	SLC1; GPR24; MCH1R; SLC-1; MCH-1R
NCBI Protein Information	melanin-concentrating hormone receptor 1; MCH receptor 1; G protein-coupled receptor 24; somatostatin receptor-like protein
UniProt Protein Name	Melanin-concentrating hormone receptor 1
UniProt Gene Name	**MCHR1**
UniProt Synonym Gene Names	GPR24; SLC1; MCH receptor 1; MCH-R1; MCHR-1; MCH1R; MCHR
UniProt Entry Name	MCHR1_HUMAN

For Research Use Only. Not for use in diagnostic or therapeutic procedures. Small volumes of product may become entrapped in the seal of the vial during shipment and storage; if necessary, briefly centrifuge the vial on a tabletop centrifuge to dislodge any liquid in the cap.

AAA Biotech | Tel: +1 (619) 604-9440 | Fax: +1 (619) 604-9441 | contact@aaabiotech.com
Online datasheet: https://www.aaabiotech.com/polyclonal/mchr1-antibody-immunohistochemistry-western-blot-elisa/241389