Rabbit MT-ND1 Polyclonal Antibody | anti-MT-ND1 antibody

MT-ND1 Antibody

CATALOG #	HOST	REACTIVITY	APPLICATIONS
AAA241431	**Rabbit**	**Human, Mouse, Rat**	**Immunohistochemistry, Western Blot, ELISA**

PRODUCT SYNONYMS

MT-ND1; Polyclonal Antibody; MT-ND1 Antibody; mitochondrially encoded NADH dehydrogenase 1; anti-MT-ND1 antibody

PRODUCT SPECIFICATIONS

Host	Rabbit
Reactivity	Human, Mouse, Rat
Clonality	Polyclonal
Isotype	IgG
Purity/Purification	Antigen Affinity Purification
Form/Format	Liquid; In Phosphate Buffered Saline, pH 7.4, 0.05% NaN3, and 40% Glycerol
Applicable Applications for anti-MT-ND1 antibody	IHC (Immunohistochemistry), WB (Western Blot), ELISA
Immunogen	Synthetic peptide of human MT-ND1
Immunogen Species	Human
Conjugate	Non-conjugated
Preparation and Storage	Upon receipt, store at -20 degree C or -80 degree C. Avoid repeated freeze.

IMAGES

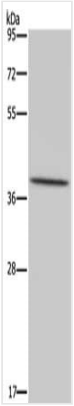

SDS-PAGE
Gel: 8%SDS-PAGE, Lysate: 40 ug, Lane: Hela cells, Primary antibody: AAA241431(MT-ND1 Antibody) at dilution 1/450, Secondary antibody: Goat anti rabbit IgG at 1/8000 dilution, Exposure time: 3 minutes

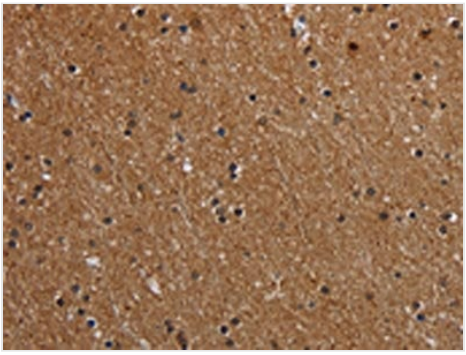

IHC (Immunohiostchemistry)
The image on the left is immunohistochemistry of paraffin-embedded Human brain tissue using AAA241431(MT-ND1 Antibody) at dilution 1/50, on the right is treated with synthetic peptide. (Original magnification: ×200

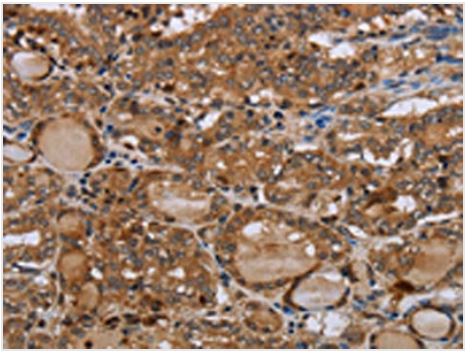

IHC (Immunohistochemistry)
The image on the left is immunohistochemistry of paraffin-embedded Human thyroid cancer tissue using AAA241431(MT-ND1 Antibody) at dilution 1/50, on the right is treated with synthetic peptide. (Original magnification: ×200

ADDITIONAL INFORMATION

Product Categories/Family for anti-MT-ND1 antibody	Signal Transduction

NCBI AND UNIPROT INFORMATION

NCBI GI #	251831107
NCBI GeneID	4535
NCBI Accession #	YP_003024026.1
NCBI GenBank Nucleotide #	NC_012920.1
UniProt Accession #	P03886; Q37523
Molecular Weight	36 KD
NCBI Official Full Name	NADH dehydrogenase subunit 1
NCBI Official Synonym Full Names	mitochondrially encoded NADH dehydrogenase 1
NCBI Official Symbol	MT-ND1
NCBI Official Synonym Symbols	MTND1; ND1
NCBI Protein Information	NADH dehydrogenase, subunit 1 (complex I); NADH dehydrogenase subunit 1
UniProt Protein Name	NADH-ubiquinone oxidoreductase chain 1
UniProt Gene Name	**MT-ND1**
UniProt Synonym Gene Names	MTND1; NADH1; ND1
UniProt Entry Name	NU1M_HUMAN

For Research Use Only. Not for use in diagnostic or therapeutic procedures. Small volumes of product may become entrapped in the seal of the vial during shipment and storage; if necessary, briefly centrifuge the vial on a tabletop centrifuge to dislodge any liquid in the cap.

AAA Biotech | Tel: +1 (619) 604-9440 | Fax: +1 (619) 604-9441 | contact@aaabiotech.com
Online datasheet: https://www.aaabiotech.com/polyclonal/mt-nd1-antibody-immunohistochemistry-western-blot-elisa/241431