Rabbit RHEB Polyclonal Antibody | anti-RHEB antibody

RHEB Antibody

CATALOG #	HOST	REACTIVITY	APPLICATIONS
AAA241474	**Rabbit**	**Human, Mouse, Rat**	**Immunohistochemistry, Western Blot, ELISA**

PRODUCT SYNONYMS

RHEB; Polyclonal Antibody; RHEB Antibody; Ras homolog enriched in brain; anti-RHEB antibody

PRODUCT SPECIFICATIONS

Host	Rabbit
Reactivity	Human, Mouse, Rat
Clonality	Polyclonal
Isotype	IgG
Purity/Purification	Antigen Affinity Purification
Form/Format	Liquid; In Phosphate Buffered Saline, pH 7.4, 0.05% NaN3, and 40% Glycerol
Applicable Applications for anti-RHEB antibody	IHC (Immunohistochemistry), WB (Western Blot), ELISA
Immunogen	Synthetic peptide of human RHEB
Immunogen Species	Human
Conjugate	Non-conjugated
Preparation and Storage	Upon receipt, store at -20 degree C or -80 degree C. Avoid repeated freeze.

IMAGES



SDS-PAGE
Gel: 10%SDS-PAGE, Lysate: 40 ug, Lane 1-6: Human brain malignant glioma tissue, Jurkat cells, Raji cells, 231 cells, human fetal brain tissue, Hela cells, Primary antibody: AAA241474(RHEB Antibody) at dilution 1/300, Secondary antibody: Goat anti rabbit IgG at 1/8000 dilution, Exposure time: 5 seconds

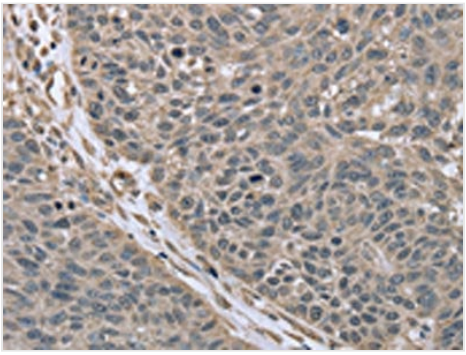

IHC (Immunohiostchemistry)
The image on the left is immunohistochemistry of paraffin-embedded Human lung cancer tissue using AAA241474(RHEB Antibody) at dilution 1/40, on the right is treated with synthetic peptide. (Original magnification: ×200

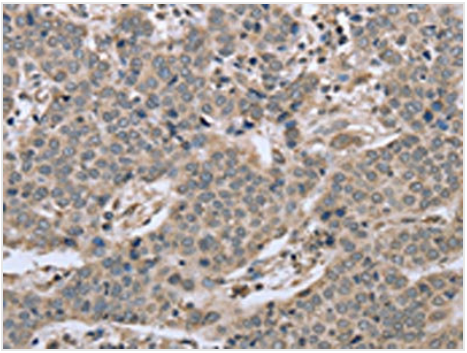

IHC (Immunohistochemistry)
The image on the left is immunohistochemistry of paraffin-embedded Human liver cancer tissue using AAA241474(RHEB Antibody) at dilution 1/40, on the right is treated with synthetic peptide. (Original magnification: ×200

ADDITIONAL INFORMATION

Product Categories/Family for anti-RHEB antibody	Signal Transduction

NCBI AND UNIPROT INFORMATION

NCBI GI #	6919957
NCBI GeneID	6009
UniProt Accession #	Q15382; Q53Y56; Q99444; B3KWN6; D3DX13
Molecular Weight	184
NCBI Official Full Name	GTP-binding protein Rheb
NCBI Official Synonym Full Names	Ras homolog enriched in brain
NCBI Official Symbol	RHEB
NCBI Official Synonym Symbols	RHEB2
NCBI Protein Information	GTP-binding protein Rheb; Ras homolog enriched in brain 2
UniProt Protein Name	GTP-binding protein Rheb
UniProt Gene Name	**RHEB**
UniProt Synonym Gene Names	RHEB2
UniProt Entry Name	RHEB_HUMAN

For Research Use Only. Not for use in diagnostic or therapeutic procedures. Small volumes of product may become entrapped in the seal of the vial during shipment and storage; if necessary, briefly centrifuge the vial on a tabletop centrifuge to dislodge any liquid in the cap.

AAA Biotech | Tel: +1 (619) 604-9440 | Fax: +1 (619) 604-9441 | contact@aaabiotech.com
Online datasheet: https://www.aaabiotech.com/polyclonal/rheb-antibody-immunohistochemistry-western-blot-elisa/241474