Rabbit anti-Human, Mouse HIF1AN Polyclonal Antibody | anti-HIF1AN antibody

HIF1AN Antibody

CATALOG #	HOST	REACTIVITY	APPLICATIONS
AAA241632	**Rabbit**	**Human, Mouse**	**Immunohistochemistry, Western Blot, ELISA**

PRODUCT SYNONYMS

HIF1AN; Polyclonal Antibody; HIF1AN Antibody; hypoxia inducible factor 1; alpha subunit inhibitor; anti-HIF1AN antibody

PRODUCT SPECIFICATIONS

Host	Rabbit
Reactivity	Human, Mouse
Clonality	Polyclonal
Isotype	IgG
Purity/Purification	Antigen Affinity Purification
Form/Format	Liquid; In Phosphate Buffered Saline, pH 7.4, 0.05% NaN3, and 40% Glycerol
Applicable Applications for anti-HIF1AN antibody	IHC (Immunohistochemistry), WB (Western Blot), ELISA
Immunogen	Synthetic peptide of human HIF1AN
Immunogen Species	Human
Conjugate	Non-conjugated
Preparation and Storage	Upon receipt, store at -20 degree C or -80 degree C. Avoid repeated freeze.

IMAGES

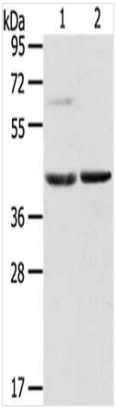

SDS-PAGE
Gel: 8%SDS-PAGE, Lysate: 60 ug, Lane 1-2: Mouse brain tissue, Mouse liver tissue, Primary antibody: AAA241632(HIF1AN Antibody) at dilution 1/200, Secondary antibody: Goat anti rabbit IgG at 1/8000 dilution, Exposure time: 20 seconds

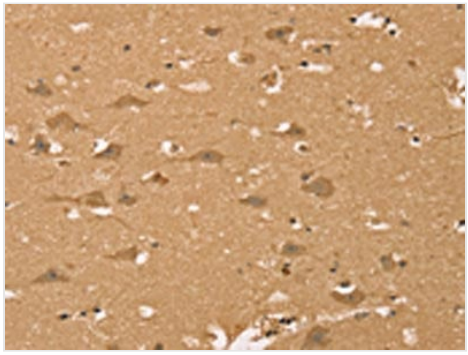

IHC (Immunohiostchemistry)
The image on the left is immunohistochemistry of paraffin-embedded Human brain tissue using AAA241632(HIF1AN Antibody) at dilution 1/40, on the right is treated with synthetic peptide. (Original magnification: ×200

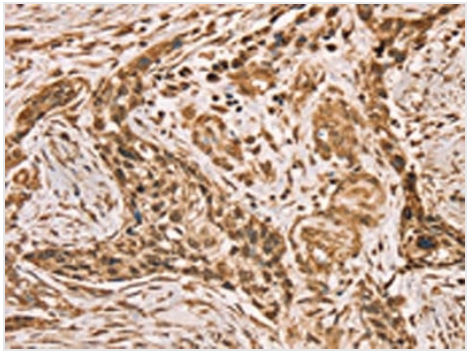

IHC (Immunohistochemistry)
The image on the left is immunohistochemistry of paraffin-embedded Human esophagus cancer tissue using AAA241632(HIF1AN Antibody) at dilution 1/40, on the right is treated with synthetic peptide. (Original magnification: ×200

ADDITIONAL INFORMATION

Product Categories/Family for anti-HIF1AN antibody	Epigenetics and Nuclear Signaling

NCBI AND UNIPROT INFORMATION

NCBI GI #	148596936
NCBI GeneID	55662
NCBI Accession #	NP_060372.2
NCBI GenBank Nucleotide #	NM_017902.2
UniProt Accession #	Q9NWT6; Q5W147; Q969Q7; Q9NPV5; D3DR69
Molecular Weight	40,285 Da
NCBI Official Full Name	hypoxia-inducible factor 1-alpha inhibitor
NCBI Official Synonym Full Names	hypoxia inducible factor 1, alpha subunit inhibitor
NCBI Official Symbol	HIF1AN
NCBI Official Synonym Symbols	FIH1
NCBI Protein Information	hypoxia-inducible factor 1-alpha inhibitor; FIH-1; factor inhibiting HIF-1; factor inhibiting HIF1; hypoxia-inducible factor asparagine hydroxylase; peptide-aspartate beta-dioxygenase
UniProt Protein Name	Hypoxia-inducible factor 1-alpha inhibitor
UniProt Gene Name	**HIF1AN**
UniProt Synonym Gene Names	FIH1; FIH-1
UniProt Entry Name	HIF1N_HUMAN

For Research Use Only. Not for use in diagnostic or therapeutic procedures. Small volumes of product may become entrapped in the seal of the vial during shipment and storage; if necessary, briefly centrifuge the vial on a tabletop centrifuge to dislodge any liquid in the cap.

AAA Biotech | Tel: +1 (619) 604-9440 | Fax: +1 (619) 604-9441 | contact@aaabiotech.com
Online datasheet: https://www.aaabiotech.com/polyclonal/hif1an-antibody-immunohistochemistry-western-blot-elisa/241632