Rabbit LIMK2 Polyclonal Antibody | anti-LIMK2 antibody

Phospho-LIMK2 (Thr505) Antibody

CATALOG #	HOST	REACTIVITY	APPLICATIONS
AAA243281	**Rabbit**	**Human, Mouse, Rat**	**Immunofluorescence, Immunohistochemistry, Western Blot, ELISA**

PRODUCT SYNONYMS

LIMK2; Polyclonal Antibody; Phospho-LIMK2 (Thr505) Antibody; LIMK-2; kinase LIMK2; anti-LIMK2 antibody

PRODUCT SPECIFICATIONS

Host	Rabbit
Reactivity	Human, Mouse, Rat
Clonality	Polyclonal
Isotype	IgG
Purity/Purification	Antibodies were produced by immunizing rabbits with synthetic phosphopeptide and KLH conjugates. Antibodies were purified by affinity-chromatography using epitope-specific phosphopeptide. Non-phospho specific antibodies were removed by chromatography usin
Form/Format	Liquid; Supplied at 1.0mg/mL In Phosphate Buffered Saline (without Mg2+ and Ca2+), pH 7.4, 150mM NaCl, 0.02% Sodium Azide and 50% Glycerol.
Applicable Applications for anti-LIMK2 antibody	IF (Immunofluorescence), IHC (Immunohistochemistry), WB (Western Blot), ELISA
Immunogen	Peptide sequence around phosphorylation site of threonine 505 (R-Y-T(p)-V-V) derived from Human LIMK2.
Immunogen Species	Human
Conjugate	Non-conjugated
Preparation and Storage	Upon receipt, store at -20 degree C or -80 degree C. Avoid repeated freeze.

IMAGES

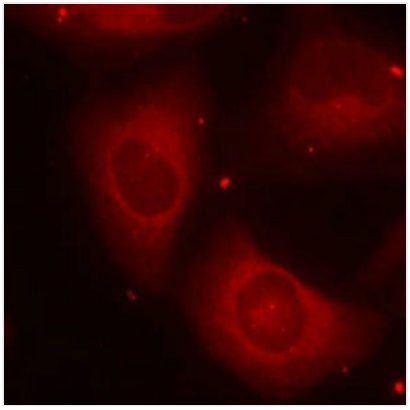

IF (Immunofluorescence)
Immunofluorescence staining of methanol-fixed Hela cells using LIMK2(Phospho-Thr505) Antibody.

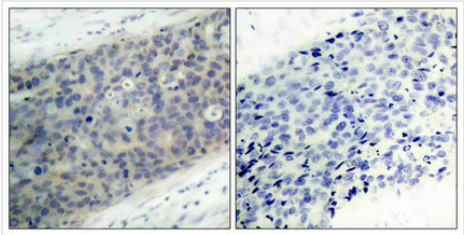

IHC (Immunohiostchemistry)
Immunohistochemical analysis of paraffin-embedded human breast carcinoma tissue using LIMK2(Phospho-Thr505) Antibody(left) or the same antibody preincubated with blocking peptide(right).

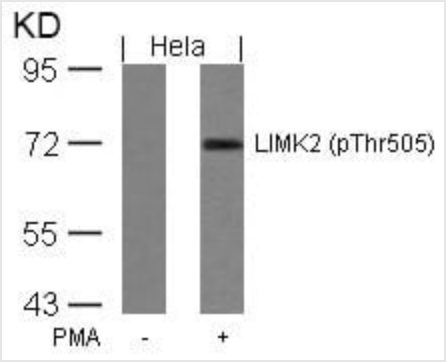

WB (Western Blot)
Western blot analysis of extracts from Hela cells untreated or treated with PMA using LIMK2(Phospho-Thr505) Antibody.

ADDITIONAL INFORMATION

Product Categories/Family for anti-LIMK2 antibody	Epigenetics and Nuclear Signaling

NCBI AND UNIPROT INFORMATION

NCBI GI #	73390140
NCBI GeneID	3985
NCBI Accession #	NP_001026971.1
NCBI GenBank Nucleotide #	NM_001031801.1
UniProt Accession #	P53671; Q7KZ80; Q7L3H5; Q96E10; Q99464; Q9UFU0; A8K6H5
Molecular Weight	72,232 Da
NCBI Official Full Name	LIM domain kinase 2 isoform 1
NCBI Official Synonym Full Names	LIM domain kinase 2
NCBI Official Symbol	LIMK2
NCBI Protein Information	LIM domain kinase 2
UniProt Protein Name	LIM domain kinase 2
UniProt Gene Name	**LIMK2**
UniProt Synonym Gene Names	LIMK-2
UniProt Entry Name	LIMK2_HUMAN

For Research Use Only. Not for use in diagnostic or therapeutic procedures. Small volumes of product may become entrapped in the seal of the vial during shipment and storage; if necessary, briefly centrifuge the vial on a tabletop centrifuge to dislodge any liquid in the cap.

AAA Biotech | Tel: +1 (619) 604-9440 | Fax: +1 (619) 604-9441 | contact@aaabiotech.com
Online datasheet: https://www.aaabiotech.com/polyclonal/limk2-antibody-immunofluorescence-immunohistochemistry-western-blot-elisa/243281