Mouse PCMT1 Monoclonal Antibody | anti-PCMT1 antibody

PCMT1 (Protein-L-isoaspartate(D-aspartate) O-methyltransferase, PIMT, Protein-beta-Aspartate Methyltransferase, Protein L-isoaspartyl/D-aspartyl Methyltransferase, L-isoaspartyl Protein Carboxyl Methyltransferase) APC

CATALOG #	HOST	REACTIVITY	APPLICATIONS
AAA24600	**Mouse**	**Human, Mouse, Rat**	**ELISA, Western Blot**

PRODUCT SYNONYMS

PCMT1; Monoclonal Antibody; PCMT1 (Protein-L-isoaspartate(D-aspartate) O-methyltransferase; PIMT; Protein-beta-Aspartate Methyltransferase; Protein L-isoaspartyl/D-aspartyl Methyltransferase; L-isoaspartyl Protein Carboxyl Methyltransferase) APC; anti-PCMT1 antibody

PRODUCT SPECIFICATIONS

Host	Mouse
Reactivity	Human, Mouse, Rat
Clonality	Monoclonal
Isotype	IgG1,k
Clone Number	1D6
Specificity	Recognizes human PCMT1. Species Crossreactivity: mouse and rat.
Purity/Purification	Purified by Protein A Affinity Chromatography.
Form/Format	Supplied as a liquid in PBS, pH 7.2. No preservative added. Labeled with Allophycocyanin (APC).
Applicable Applications for anti-PCMT1 antibody	ELISA, WB (Western Blot)
Application Notes	Applications are based on unconjugated antibody.
Immunogen	Partial recombinant corresponding to aa117-226 from human PCMT1 (NP_005380) with GST tag. MW of the GST tag alone is 26kD.
Immunogen Sequence	DDSVNNVRKDDPTLLSSGRVQLVVGDGRMGYAEEAPYDAIHVGAAAPVVPQALIDQLKPGGRLILPVGPAGGNQMLEQYDKLQDGSIKMKPLMGVIYVP
Conjugate	APC
Preparation and Storage	Store product at 4 degree C in the dark. DO NOT FREEZE! Stable at 4 degree C for 12 months after receipt as an undiluted liquid. Dilute required amo immediate use. Further dilutions can be made in assay buffer. Caution: APC conjugates are sensitive to light. For maximum recovery of product, centrif original vial prior to removing the cap.

IMAGES

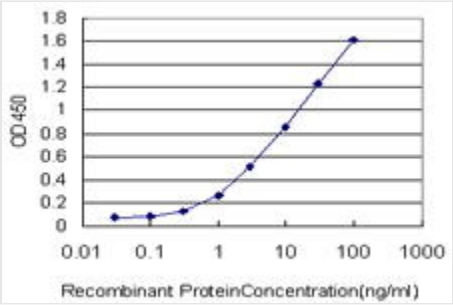

Application Data
Detection limit for recombinant GST tagged PCMT1 is ~0.1ng/ml as a capture antibody.

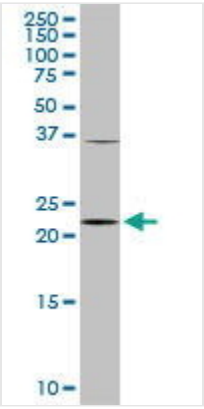

WB (Western Blot)
PCMT1 monoclonal antibody. Western Blot analysis of PCMT1 expression in NIH/3T3.

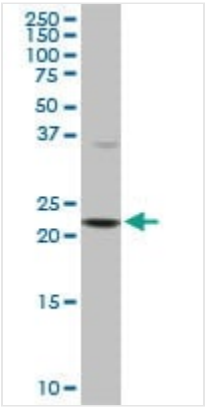

WB (Western Blot)
PCMT1 monoclonal antibody. Western Blot analysis of PCMT1 expression in Raw 264.7.

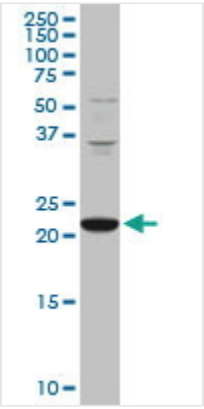

WB (Western Blot)
PCMT1 monoclonal antibody. Western Blot analysis of PCMT1 expression in PC-12.

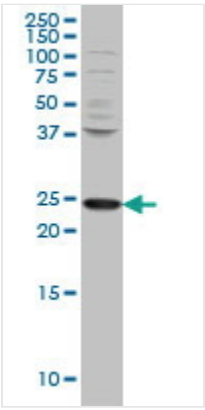

WB (Western Blot)
PCMT1 monoclonal antibody Western Blot analysis of PCMT1 expression in HeLa.

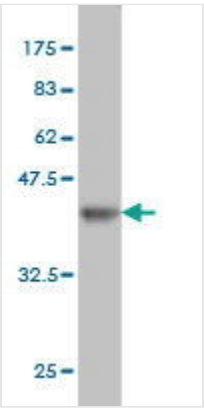

WB (Western Blot)
Western Blot detection against Immunogen (37.73kD).

ADDITIONAL INFORMATION

Related Product Information for anti-PCMT1 antibody	Three classes of protein carboxyl methyltransferases, distinguished by their methyl-acceptor substrate specificity, have been found in prokaryotic and eukaryotic cells. The type II enzyme catalyzes the transfer of a methyl group from S-adenosyl-L-methionine to the free carboxyl groups of D-aspartyl and L-isoaspartyl residues. These methyl-accepting residues result from the spontaneous deamidation, isomerization, and racemization of normal L-aspartyl and L-asparaginyl residues and represent sites of covalent damage to aging proteins PCMT1 (EC 2.1.1.77) is a protein repair enzyme that initiates the conversion of abnormal D-aspartyl and L-isoaspartyl residues to the normal L-aspartyl form. [supplied by OMIM]

Product Categories/Family for anti-PCMT1 antibody	Antibodies; Enzymes; Methyltransferase

NCBI AND UNIPROT INFORMATION

NCBI GI #	226530908
NCBI GeneID	5110
NCBI Accession #	NP_005380
NCBI GenBank Nucleotide #	NM_005389
UniProt Accession #	P22061
Molecular Weight	25kDa
NCBI Official Full Name	protein-L-isoaspartate(D-aspartate) O-methyltransferase isoform 1
NCBI Official Synonym Full Names	protein-L-isoaspartate (D-aspartate) O-methyltransferase
NCBI Official Symbol	PCMT1
NCBI Official Synonym Symbols	PIMT
NCBI Protein Information	protein-L-isoaspartate(D-aspartate) O-methyltransferase
UniProt Protein Name	Protein-L-isoaspartate(D-aspartate) O-methyltransferase
UniProt Gene Name	**PCMT1**
UniProt Synonym Gene Names	PIMT
UniProt Entry Name	PIMT_HUMAN

For Research Use Only. Not for use in diagnostic or therapeutic procedures. Small volumes of product may become entrapped in the seal of the vial during shipment and storage; if necessary, briefly centrifuge the vial on a tabletop centrifuge to dislodge any liquid in the cap.

AAA Biotech | Tel: +1 (619) 604-9440 | Fax: +1 (619) 604-9441 | contact@aaabiotech.com
Online datasheet: https://www.aaabiotech.com/monoclonal/pcmt1-antibody-clone-1d6-western-blot-elisa/24600