Mouse PCMT1 Monoclonal Antibody | anti-PCMT1 antibody

PCMT1 (Protein-L-isoaspartate(D-aspartate) O-methyltransferase, PIMT, Protein-beta-Aspartate Methyltransferase, Protein L-isoaspartyl/D-aspartyl Methyltransferase, L-isoaspartyl Protein Carboxyl Methyltransferase) (FITC)

CATALOG #	HOST	REACTIVITY	APPLICATIONS
AAA25192	**Mouse**	**Human, Mouse, Rat**	**ELISA, Western Blot**

PRODUCT SYNONYMS

PCMT1; Monoclonal Antibody; PCMT1 (Protein-L-isoaspartate(D-aspartate) O-methyltransferase; PIMT; Protein-beta-Aspartate Methyltransferase; Protein L-isoaspartyl/D-aspartyl Methyltransferase; L-isoaspartyl Protein Carboxyl Methyltransferase) (FITC); anti-PCMT1 antibody

PRODUCT SPECIFICATIONS

Host	Mouse
Reactivity	Human, Mouse, Rat
Clonality	Monoclonal
Isotype	IgG1,k
Clone Number	1D6
Specificity	Recognizes human PCMT1. Species Crossreactivity: mouse and rat.
Purity/Purification	Purified by Protein A Affinity Chromatography.
Form/Format	Supplied as a liquid in PBS, pH 7.2. No preservative added. Labeled with Fluorescein isothiocyanate (FITC).
Applicable Applications for anti-PCMT1 antibody	ELISA, WB (Western Blot)
Application Notes	Applications are based on unconjugated antibody.
Immunogen	Partial recombinant corresponding to aa117-226 from human PCMT1 (NP_005380) with GST tag. MW of the GST tag alone is 26kD.
Immunogen Sequence	DDSVNNVRKDDPTLLSSGRVQLVVGDGRMGYAEEAPYDAIHVGAAAPVVPQALIDQLKPGGRLILPVGPAGGNQMLEQYDKLQDGSIKMKPLMGVIYVP
Conjugate	FITC
Preparation and Storage	Store product at 4 degree C if to be used immediately within two weeks. For long-term storage, aliquot to avoid repeated freezing and thawing and stor C. Aliquots are stable at -20 degree C for 12 months after receipt. Dilute required amount only prior to immediate use. Further dilutions can be made in Caution: FITC conjugates are sensitive to light. For maximum recovery of product, centrifuge the original vial after thawing and prior to removing the ca

IMAGES

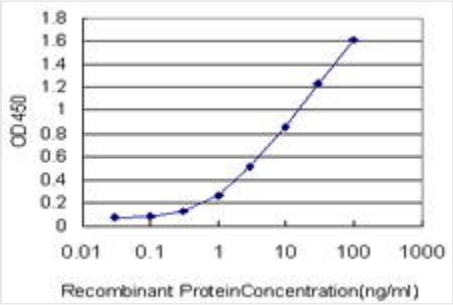

Application Data
Detection limit for recombinant GST tagged PCMT1 is ~0.1ng/ml as a capture antibody.

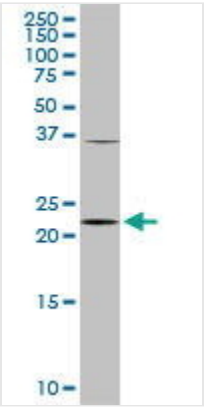

WB (Western Blot)
PCMT1 monoclonal antibody. Western Blot analysis of PCMT1 expression in NIH/3T3.

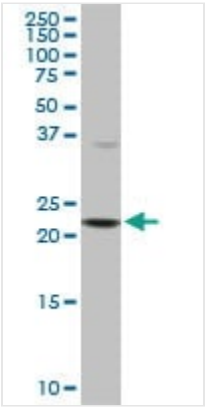

WB (Western Blot)
PCMT1 monoclonal antibody. Western Blot analysis of PCMT1 expression in Raw 264.7.

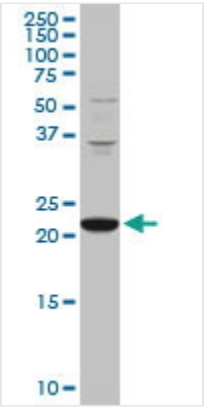

WB (Western Blot)
PCMT1 monoclonal antibody. Western Blot analysis of PCMT1 expression in PC-12.

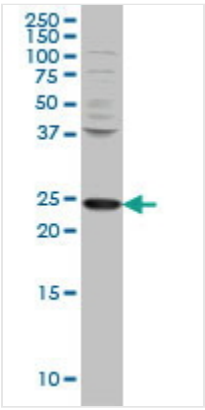

WB (Western Blot)
PCMT1 monoclonal antibody Western Blot analysis of PCMT1 expression in HeLa.

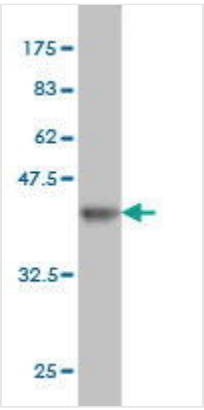

WB (Western Blot)
Western Blot detection against Immunogen (37.73kD).

ADDITIONAL INFORMATION

Related Product Information for anti-PCMT1 antibody	Three classes of protein carboxyl methyltransferases, distinguished by their methyl-acceptor substrate specificity, have been found in prokaryotic and eukaryotic cells. The type II enzyme catalyzes the transfer of a methyl group from S-adenosyl-L-methionine to the free carboxyl groups of D-aspartyl and L-isoaspartyl residues. These methyl-accepting residues result from the spontaneous deamidation, isomerization, and racemization of normal L-aspartyl and L-asparaginyl residues and represent sites of covalent damage to aging proteins PCMT1 (EC 2.1.1.77) is a protein repair enzyme that initiates the conversion of abnormal D-aspartyl and L-isoaspartyl residues to the normal L-aspartyl form. [supplied by OMIM]

Product Categories/Family for anti-PCMT1 antibody	Antibodies; Enzymes; Methyltransferase

NCBI AND UNIPROT INFORMATION

NCBI GI #	226530908
NCBI GeneID	5110
NCBI Accession #	NP_005380
NCBI GenBank Nucleotide #	NM_005389
UniProt Accession #	P22061
Molecular Weight	25kDa
NCBI Official Full Name	protein-L-isoaspartate(D-aspartate) O-methyltransferase isoform 1
NCBI Official Synonym Full Names	protein-L-isoaspartate (D-aspartate) O-methyltransferase
NCBI Official Symbol	PCMT1
NCBI Official Synonym Symbols	PIMT
NCBI Protein Information	protein-L-isoaspartate(D-aspartate) O-methyltransferase
UniProt Protein Name	Protein-L-isoaspartate(D-aspartate) O-methyltransferase
UniProt Gene Name	**PCMT1**
UniProt Synonym Gene Names	PIMT
UniProt Entry Name	PIMT_HUMAN

For Research Use Only. Not for use in diagnostic or therapeutic procedures. Small volumes of product may become entrapped in the seal of the vial during shipment and storage; if necessary, briefly centrifuge the vial on a tabletop centrifuge to dislodge any liquid in the cap.

AAA Biotech | Tel: +1 (619) 604-9440 | Fax: +1 (619) 604-9441 | contact@aaabiotech.com
Online datasheet: https://www.aaabiotech.com/monoclonal/pcmt1-antibody-clone-1d6-western-blot-elisa/25192