Rabbit PRMT1 Polyclonal Antibody | anti-PRMT1 antibody

Anti-PRMT1 Antibody, Rabbit Polyclonal

CATALOG #	HOST	REACTIVITY	APPLICATIONS
AAA254351	**Rabbit**	**Human, Mouse, Rat**	**Immunofluorescence, Immunocytochemistry, Immunohistochemistry**

PRODUCT SYNONYMS

PRMT1; Polyclonal Antibody; Anti-PRMT1 Antibody; Rabbit Polyclonal; PRMT1 Antibody; Rabbit PAb; Antigen Affinity Purified; protein arginine methyltransferase 1; Anti-ANM1 Antibody; Anti-HCP1 Antibody; Anti-HRMT1L2 Antibody; Anti-IR1B4 Antibody; anti-PRMT1 antibody

PRODUCT SPECIFICATIONS

Host	Rabbit
Reactivity	Human, Mouse, Rat
Clonality	Polyclonal
Isotype	Rabbit IgG
Specificity	Human PRMT1
Purity/Purification	Protein A & Antigen Affinity
Form/Format	Liquid; 0.2um filtered solution in PBS
Applicable Applications for anti-PRMT1 antibody	IF (Immunofluorescence), ICC (Immunocytochemistry), IHC (Immunohistochemistry)
Immunogen	A synthetic peptide corresponding to the C-terminus of the Human PRMT1
Conjugation	Unconjugated
Preparation	Produced in rabbits immunized with a synthetic peptide corresponding to the C-terminus of the Human PRMT1, and purified by antigen affinity chromatography.
Preparation and Storage	This antibody can be stored at 2-8 degree C for one month without detectable loss of activity. Antibody products are stable for twelve months from date of receipt when stored at -20 degree C to -80 degree C. Preservative-Free. Avoid repeated freeze-thaw cycles.

IMAGES

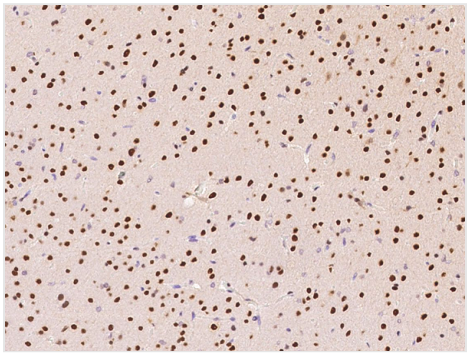

IHC (Immunohistochemistry)
Immunochemical staining PRMT1 in rat brain with rabbit polyclonal antibody at 1:5000 dilution, formalin-fixed paraffin embedded sections.

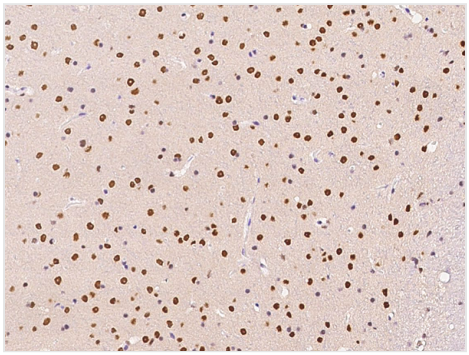

IHC (Immunohistochemistry)
Immunochemical staining PRMT1 in mouse brain with rabbit polyclonal antibody at 1:5000 dilution, formalin-fixed paraffin embedded sections.

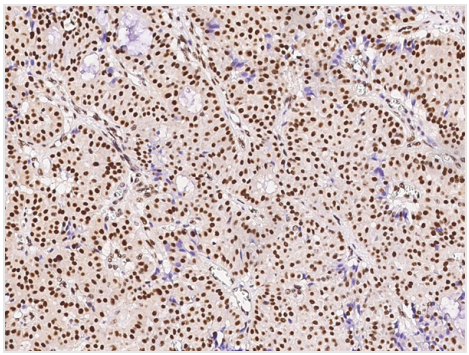

IHC (Immunohistochemisry)
Immunochemical staining PRMT1 in human breast carcinoma with rabbit polyclonal antibody (1:2000, formalin-fixed paraffin embedded sections).

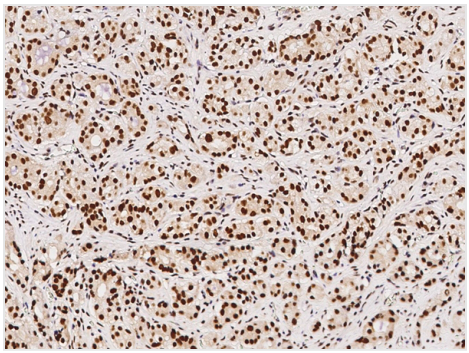

IHC (Immunohiostchemistry)
Immunochemical staining PRMT1 in human prostatic carcinoma with rabbit polyclonal antibody (1:2000, formalin-fixed paraffin embedded sections).

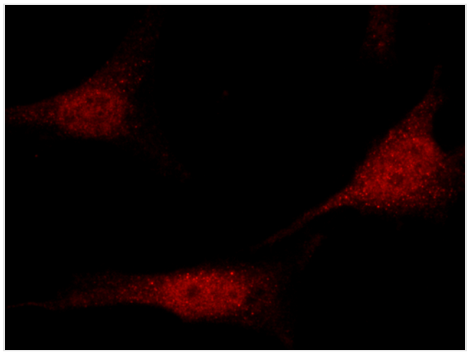

IF (Immunofluorescence)
Immunofluorescence staining of PRMT1 in HeLa cells. Cells were fixed with 4% PFA,blocked with 10% serum, and incubated with rabbit anti-human PRMT1 polyclonal antibody (1:1000) at 4 degree C overnight. Then cells were stained with the Alexa Fluor594-conjugated Goat Anti-rabbit IgG secondary antibody (red)Positive staining was localized to nucleus..

ADDITIONAL INFORMATION

Related Product Information for anti-PRMT1 antibody	Protein arginine methyltransferase 1 (PRMT1) is a key player in the dynamic regulation of arginine methylation. Its dysregulation and aberrant expression are implicated in various pathological conditions, and a plethora of evidence suggests that PRMT1 inhibition is of significant therapeutic value.PRMT1 is the most highly expressed of the protein arginine methyltransferases, enzymes responsible for methylation of arginine motifs on histone and nonhistone proteins. PRMT1 regulates signal transduction and transcriptional activity that affect multiple signal pathways crucial in craniofacial development, such as the BMP, TGFbeta, and WNT pathways.

NCBI AND UNIPROT INFORMATION

NCBI GI #	161789011
NCBI GeneID	3276
UniProt Accession #	Q99873; Q15529; Q2VP93; Q6LEU5; Q8WUW5; Q99872; Q99874; Q9NZ04; Q9NZ05; Q9NZ06; B4E3C3; G5E9B6
Molecular Weight	361
NCBI Official Full Name	Protein arginine N-methyltransferase 1
NCBI Official Synonym Full Names	protein arginine methyltransferase 1
NCBI Official Symbol	PRMT1
NCBI Official Synonym Symbols	ANM1; HCP1; IR1B4; HRMT1L2
NCBI Protein Information	protein arginine N-methyltransferase 1; interferon receptor 1-bound protein 4; histone-arginine N-methyltransferase PRMT1; HMT1 (hnRNP methyltransferase, S. cerevisiae)-like 2; heterogeneous nuclear ribonucleoprotein methyltransferase 1-like 2

UniProt Protein Name	Protein arginine N-methyltransferase 1
UniProt Gene Name	**PRMT1**
UniProt Synonym Gene Names	HMT2; HRMT1L2; IR1B4
UniProt Entry Name	ANM1_HUMAN

For Research Use Only. Not for use in diagnostic or therapeutic procedures. Small volumes of product may become entrapped in the seal of the vial during shipment and storage; if necessary, briefly centrifuge the vial on a tabletop centrifuge to dislodge any liquid in the cap.

AAA Biotech | Tel: +1 (619) 604-9440 | Fax: +1 (619) 604-9441 | contact@aaabiotech.com
Online datasheet: https://www.aaabiotech.com/polyclonal/prmt1-antibody-immunofluorescence-immunocytochemistry-immunohistochemistry-elisa/254351