Mouse VEGFA Monoclonal Antibody | anti-VEGFA antibody

Anti-VEGFA Antibody, Mouse Monoclonal

CATALOG #	HOST	REACTIVITY	APPLICATIONS
AAA254562	**Mouse**	**Human, CynomolgusPredicted to React with: Mouse, Rat (Species predicted to react based on 100% sequence homology)**	**Immunohistochemistry**

PRODUCT SYNONYMS

VEGFA; Monoclonal Antibody; Anti-VEGFA Antibody; Mouse Monoclonal; VEGF/VEGFA Antibody; Mouse MAb; vascular endothelial growth factor A; Anti-MVCD1 Antibody; Anti-VEGF Antibody; Anti-VEGF165 Antibody; Anti-VPF Antibody; anti-VEGFA antibody

PRODUCT SPECIFICATIONS

Host	Mouse
Reactivity	Human, Cynomolgus Predicted to React with: Mouse, Rat (Species predicted to react based on 100% sequence homology)
Clonality	Monoclonal
Isotype	Mouse IgG3
Clone Number	02
Specificity	Human VEGFA
Purity/Purification	Protein A
Form/Format	Liquid; 0.2um filtered solution in PBS
Applicable Applications for anti-VEGFA antibody	IHC (Immunohistochemistry)
Immunogen	A synthetic peptide corresponding to the C-terminus of the Human VEGF/VEGFA
Conjugation	Unconjugated
Preparation	This antibody was produced from a hybridoma resulting from the fusion of a mouse myeloma with B cells obtained from a mouse immunized with a synthetic peptide corresponding to the C-terminus of the Human VEGF/VEGFA. The IgG fraction of the cell culture supernatant was purified by Protein A affinity chromatography.
Preparation and Storage	This antibody can be stored at 2-8 degree C for one month without detectable loss of activity. Antibody products are stable for twelve months from date of receipt when stored at -20 degree C to -80 degree C. Preservative-Free. Avoid repeated freeze-thaw cycles.

IMAGES

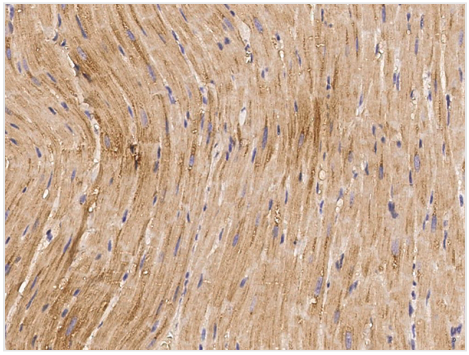

IHC (Immunohistochemisry)
Immunochemical staining VEGFA in cynomolgus heart with mouse monoclonal antibody (1:60, formalin-fixed paraffin embedded sections).

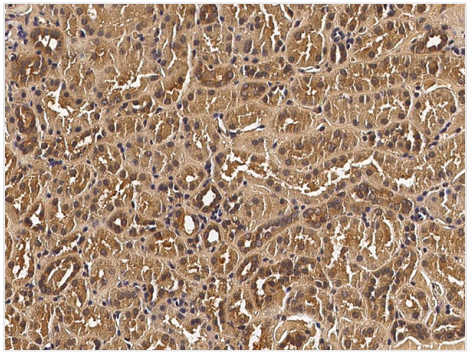

IHC (Immunohiostchemistry)
Immunochemical staining VEGFA in human kidney with mouse monoclonal antibody (1:60, formalin-fixed paraffin embedded sections).

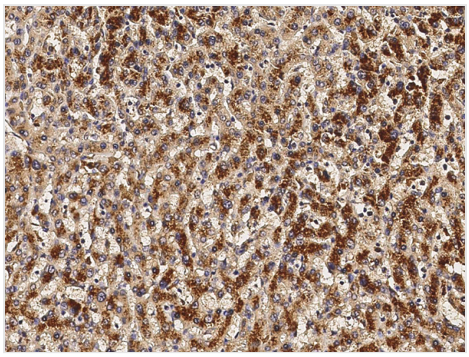

IHC (Immunohistochemistry)
Immunochemical staining VEGFA in human liver with mouse monoclonal antibody (1:60, formalin-fixed paraffin embedded sections).

ADDITIONAL INFORMATION

Related Product Information for anti-VEGFA antibody	Vascular endothelial growth factor (VEGF), also known as vascular permeability factor (VPF) and VEGF-A, is a potent mediator of both angiogenesis and vasculogenesis in the fetus and adult. It is a member of the platelet-derived growth factor (PDGF)/vascular endothelial growth factor (VEGF) family and often exists as a disulfide-linked homodimer. VEGF-A protein is a glycosylated mitogen that specifically acts on endothelial cells and has various effects, including mediating increased vascular permeability, inducing angiogenesis, vasculogenesis and endothelial cell growth, promoting cell migration, inhibiting apoptosis and tumor growth. VEGF-A protein is also a vasodilator that increases microvascular permeability, thus it was originally referred to as vascular permeability factor.
Product Categories/Family for anti-VEGFA antibody	Cancer Drug Targets; VEGF Signaling Pathway
References	Woolard J. et al. (2004) VEGF165b, an inhibitory vascular endothelial growth factor splice variant: mechanism of action, in vivo effect on angiogenesis and endogenous protein expression. Cancer Res. 64(21): 7822-7835. Jia SF, et al. (2008) VEGF165 is necessary to the metastatic potential of Fas(-) osteosarcoma cells but will not rescue the Fas(+) cells. J Exp Ther Oncol. 7(2): 89-97. Cimpean AM, et al. (2008) Vascular endothelial growth factor A (VEGF A) as individual prognostic factor in invasive breast carcinoma. Rom J Morphol Embryol. 49(3): 303-8. Hamdollah Zadeh MA, et al. (2008) VEGF-mediated elevated intracellular calcium and angiogenesis in human microvascular endothelial cells in vitro are inhibited by dominant negative TRPC6. Microcirculation. 15(7): 605-14. Eisenach PA, et al. (2010) MT1-MMP regulates VEGF-A expression through a complex with VEGFR-2 and Src. J Cell Sci. 123(Pt 23):4182-4193. Claesson-Welsh L (2010) Gremlin: vexing VEGF receptor agonist. Blood. 116(18):3386-7.

NCBI AND UNIPROT INFORMATION

NCBI GI #	324120930

NCBI GeneID	7422
NCBI Accession #	NP_001191313.1
NCBI GenBank Nucleotide #	NM_001204384.1
UniProt Accession #	P15692; O60720; O75875; Q074Z4; Q16889; B5BU86; H0Y2S8; H0Y407; H0Y414; H0Y462; H0Y8N2; H3BLW7
Molecular Weight	27,042 Da
NCBI Official Full Name	vascular endothelial growth factor A isoform q
NCBI Official Synonym Full Names	vascular endothelial growth factor A
NCBI Official Symbol	VEGFA
NCBI Official Synonym Symbols	VPF; VEGF; MVCD1
NCBI Protein Information	vascular endothelial growth factor A; vascular permeability factor
UniProt Protein Name	Vascular endothelial growth factor A
UniProt Gene Name	**VEGFA**
UniProt Synonym Gene Names	VEGF; VEGF-A; VPF
UniProt Entry Name	VEGFA_HUMAN

For Research Use Only. Not for use in diagnostic or therapeutic procedures. Small volumes of product may become entrapped in the seal of the vial during shipment and storage; if necessary, briefly centrifuge the vial on a tabletop centrifuge to dislodge any liquid in the cap.

AAA Biotech | Tel: +1 (619) 604-9440 | Fax: +1 (619) 604-9441 | contact@aaabiotech.com
Online datasheet: https://www.aaabiotech.com/monoclonal/vegfa-antibody-clone-02-immunohistochemistry-elisa/254562