Mouse NDUFV2 Monoclonal Antibody | anti-NDUFV2 antibody

NDUFV2 (NADH Dehydrogenase [Ubiquinone] Flavoprotein 2, Mitochondrial, NADH-ubiquinone Oxidoreductase 24kD Subunit) (HRP)

CATALOG #	HOST	REACTIVITY	APPLICATIONS
AAA25468	**Mouse**	**Human, Mouse, Rat**	**ELISA, Western Blot**

PRODUCT SYNONYMS

NDUFV2; Monoclonal Antibody; NDUFV2 (NADH Dehydrogenase [Ubiquinone] Flavoprotein 2; Mitochondrial; NADH-ubiquinone Oxidoreductase 24kD Subunit) (HRP); anti-NDUFV2 antibody

PRODUCT SPECIFICATIONS

Host	Mouse
Reactivity	Human, Mouse, Rat
Clonality	Monoclonal
Isotype	IgG2a,k
Clone Number	1A10
Specificity	Recognizes human NDUFV2. Species Crossreactivity: mouse and rat.
Purity/Purification	Purified by Protein A Affinity Chromatography.
Form/Format	Supplied as a liquid in PBS, pH 7.2. No preservative added. Labeled with horseradish peroxidase (HRP).
Applicable Applications for anti-NDUFV2 antibody	ELISA, WB (Western Blot)
Application Notes	Applications are based on unconjugated antibody.
Immunogen	Partial recombinant corresponding to aa150-249 from human NDUFV2 (NP_066552) with GST tag. MW of the GST tag alone is 26kD.
Immunogen Sequence	EAIQKKLGIKVGETTPDKLFTLIEVECLGACVNAPMVQINDNYYEDLTAKDIEEIIDELKAGKIPKPGPRSGRFSCEPAGGLTSLTEPPKGPGFGVQAGL
Conjugate	HRP
Preparation and Storage	Store product at 4 degree C if to be used immediately within two weeks. For long-term storage, aliquot to avoid repeated freezing and thawing and store at -20 degree C. Aliquots are stable at -20 degree C for 12 months after receipt. Dilute required amount only prior to immediate use. Further dilutions can be made in assay buffer. Note: Sodium azide is a potent inhibitor of peroxidase and should not be added to HRP conjugates. For maximum recovery of product, centrifuge the original vial after thawing and prior to removing the cap.

IMAGES

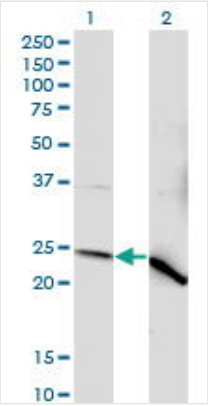

WB (Western Blot)
Western Blot analysis of NDUFV2 expression in transfected 293T cell line by NDUFV2 monoclonal antibody. Lane 1: NDUFV2 transfected lysate (Predicted MW: 27.4kD). Lane 2: Non-transfected lysate.



WB (Western Blot)
NDUFV2 monoclonal antibody Western Blot analysis of NDUFV2 expression in K-562.



WB (Western Blot)
NDUFV2 monoclonal antibody Western Blot analysis of NDUFV2 expression in NIH/3T3.



WB (Western Blot)
NDUFV2 monoclonal antibody Western Blot analysis of NDUFV2 expression in Raw 264.7.



WB (Western Blot)
NDUFV2 monoclonal antibody Western Blot analysis of NDUFV2 expression in PC-12.

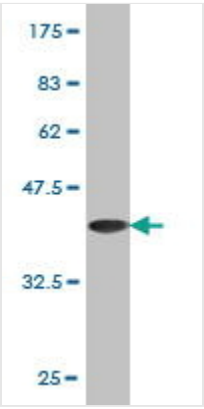

WB (Western Blot)
Western Blot detection against Immunogen (36.74kD).

ADDITIONAL INFORMATION

Related Product Information for anti-NDUFV2 antibody	Core subunit of the mitochondrial membrane respiratory chain NADH dehydrogenase (Complex I) that is believed to belong to the minimal assembly required for catalysis. Complex I functions in the transfer of electrons from NADH to the respiratory chain. The immediate electron acceptor for the enzyme is believed to be ubiquinone.
Product Categories/Family for anti-NDUFV2 antibody	Antibodies; Enzymes; Dehydrogenase

NCBI AND UNIPROT INFORMATION

NCBI GI #	222080062
NCBI GeneID	4729
NCBI Accession #	NP_066552
NCBI GenBank Nucleotide #	NM_021074
UniProt Accession #	P19404; Q9BV41
Molecular Weight	26.1 kDa (240aa) confirmed by MALDI-TOF
NCBI Official Full Name	NADH dehydrogenase
NCBI Official Synonym Full Names	NADH:ubiquinone oxidoreductase core subunit V2
NCBI Official Symbol	NDUFV2
NCBI Official Synonym Symbols	CI-24k
NCBI Protein Information	NADH dehydrogenase [ubiquinone] flavoprotein 2, mitochondrial
UniProt Protein Name	NADH dehydrogenase [ubiquinone] flavoprotein 2, mitochondrial
UniProt Gene Name	**NDUFV2**
UniProt Entry Name	NDUV2_HUMAN

For Research Use Only. Not for use in diagnostic or therapeutic procedures. Small volumes of product may become entrapped in the seal of the vial during shipment and storage; if necessary, briefly centrifuge the vial on a tabletop centrifuge to dislodge any liquid in the cap.

AAA Biotech | Tel: +1 (619) 604-9440 | Fax: +1 (619) 604-9441 | contact@aaabiotech.com
Online datasheet: https://www.aaabiotech.com/monoclonal/ndufv2-antibody-clone-1a10-western-blot-elisa/25468