# Mouse PCMT1 Monoclonal Antibody | anti-PCMT1 antibody

PCMT1 (Protein-L-isoaspartate(D-aspartate) O-methyltransferase, PIMT, Protein-beta-Aspartate Methyltransferase, Protein L-isoaspartyl/D-aspartyl Methyltransferase, L-isoaspartyl Protein Carboxyl Methyltransferase) (HRP)

| CATALOG # | HOST | REACTIVITY | APPLICATIONS |
|---|---|---|---|
| **AAA25486** | **Mouse** | **Human, Mouse, Rat** | **ELISA, Western Blot** |

## PRODUCT SYNONYMS

PCMT1; Monoclonal Antibody; PCMT1 (Protein-L-isoaspartate(D-aspartate) O-methyltransferase; PIMT; Protein-beta-Aspartate Methyltransferase; Protein L-isoaspartyl/D-aspartyl Methyltransferase; L-isoaspartyl Protein Carboxyl Methyltransferase) (HRP); anti-PCMT1 antibody

## PRODUCT SPECIFICATIONS

| | |
|---|---|
| **Host** | Mouse |
| **Reactivity** | Human, Mouse, Rat |
| **Clonality** | Monoclonal |
| **Isotype** | IgG1,k |
| **Clone Number** | 1D6 |
| **Specificity** | Recognizes human PCMT1. Species Crossreactivity: mouse and rat. |
| **Purity/Purification** | Purified by Protein A Affinity Chromatography. |
| **Form/Format** | Supplied as a liquid in PBS, pH 7.2. No preservative added. Labeled with horseradish peroxidase (HRP). |
| **Applicable Applications for anti-PCMT1 antibody** | ELISA, WB (Western Blot) |
| **Application Notes** | Applications are based on unconjugated antibody. |
| **Immunogen** | Partial recombinant corresponding to aa117-226 from human PCMT1 (NP_005380) with GST tag. MW of the GST tag alone is 26kD. |
| **Immunogen Sequence** | DDSVNNVRKDDPTLLSSGRVQLVVGDGRMGYAEEAPYDAIHVGAAAPVVPQALIDQLKPGGRLILPVGPAGGNQMLEQYDKLQDGSIKMKPLMGVIYVP |
| **Conjugate** | HRP |
| **Preparation and Storage** | Store product at 4 degree C if to be used immediately within two weeks. For long-term storage, aliquot to avoid repeated freezing and thawing and stor C. Aliquots are stable at -20 degree C for 12 months after receipt. Dilute required amount only prior to immediate use. Further dilutions can be made in Note: Sodium azide is a potent inhibitor of peroxidase and should not be added to HRP conjugates. For maximum recovery of product, centrifuge the o thawing and prior to removing the cap. |

## IMAGES

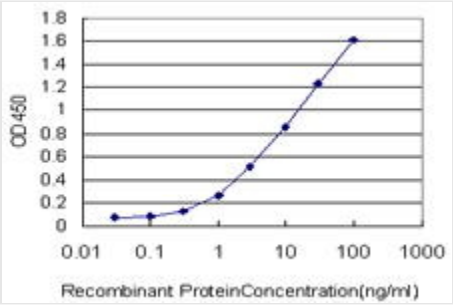


**Application Data**
Detection limit for recombinant GST tagged PCMT1 is ~0.1ng/ml as a capture antibody.

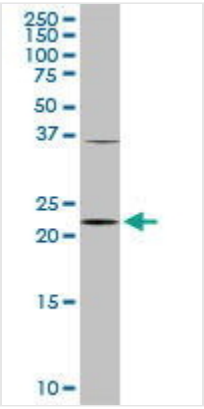


**WB (Western Blot)**
PCMT1 monoclonal antibody. Western Blot analysis of PCMT1 expression in NIH/3T3.

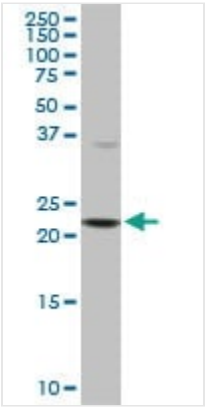


**WB (Western Blot)**
PCMT1 monoclonal antibody. Western Blot analysis of PCMT1 expression in Raw 264.7.

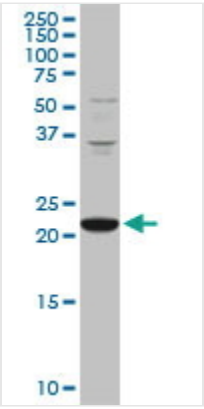


**WB (Western Blot)**
PCMT1 monoclonal antibody. Western Blot analysis of PCMT1 expression in PC-12.

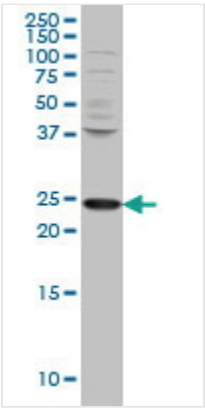


**WB (Western Blot)**
PCMT1 monoclonal antibody Western Blot analysis of PCMT1 expression in HeLa.

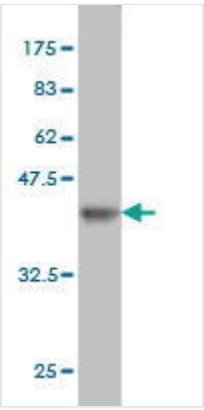


**WB (Western Blot)**
Western Blot detection against Immunogen (37.73kD).

## ADDITIONAL INFORMATION

| | |
|---|---|
| **Related Product Information for anti-PCMT1 antibody** | Three classes of protein carboxyl methyltransferases, distinguished by their methyl-acceptor substrate specificity, have been found in prokaryotic and eukaryotic cells. The type II enzyme catalyzes the transfer of a methyl group from S-adenosyl-L-methionine to the free carboxyl groups of D-aspartyl and L-isoaspartyl residues. These methyl-accepting residues result from the spontaneous deamidation, isomerization, and racemization of normal L-aspartyl and L-asparaginyl residues and represent sites of covalent damage to aging proteins PCMT1 (EC 2.1.1.77) is a protein repair enzyme that initiates the conversion of abnormal D-aspartyl and L-isoaspartyl residues to the normal L-aspartyl form. [supplied by OMIM] |

| | |
|---|---|
| **Product Categories/Family for anti-PCMT1 antibody** | Antibodies; Enzymes; Methyltransferase |

## NCBI AND UNIPROT INFORMATION

| | |
|---|---|
| **NCBI GI #** | 226530908 |
| **NCBI GeneID** | 5110 |
| **NCBI Accession #** | NP_005380 |
| **NCBI GenBank Nucleotide #** | NM_005389 |
| **UniProt Accession #** | P22061 |
| **Molecular Weight** | 25kDa |
| **NCBI Official Full Name** | protein-L-isoaspartate(D-aspartate) O-methyltransferase isoform 1 |
| **NCBI Official Synonym Full Names** | protein-L-isoaspartate (D-aspartate) O-methyltransferase |
| **NCBI Official Symbol** | PCMT1 |
| **NCBI Official Synonym Symbols** | PIMT |
| **NCBI Protein Information** | protein-L-isoaspartate(D-aspartate) O-methyltransferase |
| **UniProt Protein Name** | Protein-L-isoaspartate(D-aspartate) O-methyltransferase |
| **UniProt Gene Name** | **PCMT1** |
| **UniProt Synonym Gene Names** | PIMT |
| **UniProt Entry Name** | PIMT_HUMAN |

**For Research Use Only.** Not for use in diagnostic or therapeutic procedures. Small volumes of product may become entrapped in the seal of the vial during shipment and storage; if necessary, briefly centrifuge the vial on a tabletop centrifuge to dislodge any liquid in the cap.

**AAA Biotech** | Tel: +1 (619) 604-9440 | Fax: +1 (619) 604-9441 | contact@aaabiotech.com
Online datasheet: https://www.aaabiotech.com/monoclonal/pcmt1-antibody-clone-1d6-western-blot-elisa/25486