Rabbit anti-Human Glycophorin A Polyclonal Antibody | anti-GYPA antibody

Anti-Glycophorin A Antibody, Rabbit Polyclonal

CATALOG #	HOST	REACTIVITY	APPLICATIONS
AAA255844	**Rabbit**	**Human**	**Immunohistochemistry**

PRODUCT SYNONYMS

Glycophorin A; Polyclonal Antibody; Anti-Glycophorin A Antibody; Rabbit Polyclonal; GYPA/CD235a/Glycophorin A Antibody; Rabbit PAb; Antigen Affinity Purified; glycophorin A (MNS blood group); Anti-CD235a Antibody; Anti-GPA Antibody; Anti-GPErik Antibody; Anti-GPSAT Antibody; Anti-HGpMiV Antibody; Anti-HGpMiXI Antibody; Anti-HGpSta(C) Antibody; Anti-MN Antibody; Anti-MNS Antibody; Anti-PAS-2 Antibody; anti-GYPA antibody

PRODUCT SPECIFICATIONS

Host	Rabbit
Reactivity	Human
Clonality	Polyclonal
Isotype	Rabbit IgG
Specificity	Human GYPA/CD235a/Glycophorin A
Purity/Purification	Protein A & Antigen Affinity
Form/Format	Liquid; 0.2um filtered solution in PBS
Applicable Applications for anti-GYPA antibody	IHC (Immunohistochemistry)
Immunogen	Recombinant Human GYPA/CD235a/Glycophorin A Protein
Conjugation	Unconjugated
Preparation	Produced in rabbits immunized with purified, recombinant Human GYPA/CD235a/Glycophorin A (rh GYPA/CD235a/Glycophorin A). GYPA/CD235a/Glycophorin A specific IgG was purified by Human GYPA/CD235a/Glycophorin A affinity chromatography.
Preparation and Storage	This antibody can be stored at 2-8 degree C for one month without detectable loss of activity. Antibody products are stable for twelve months from date of receipt when stored at -20 degree C to -80 degree C. Preservative-Free. Avoid repeated freeze-thaw cycles.

IMAGES

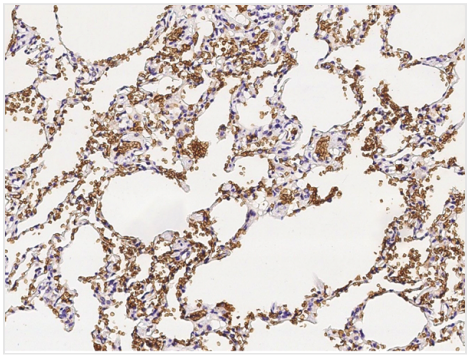

IHC (Immunohistochemisry)
Immunochemical staining of human GYPA in human lung with rabbit polyclonal antibody (1:2000, formalin-fixed paraffin embedded sections).

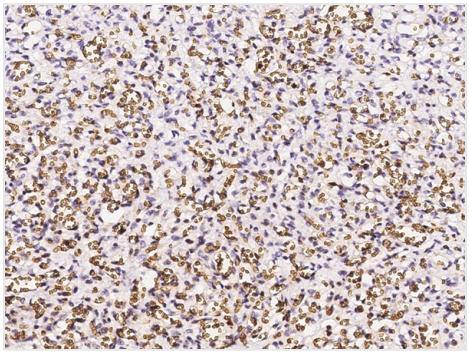

IHC (Immunohiostchemistry)
Immunochemical staining of human GYPA in human placenta with rabbit polyclonal antibody (1:2000, formalin-fixed paraffin embedded sections).

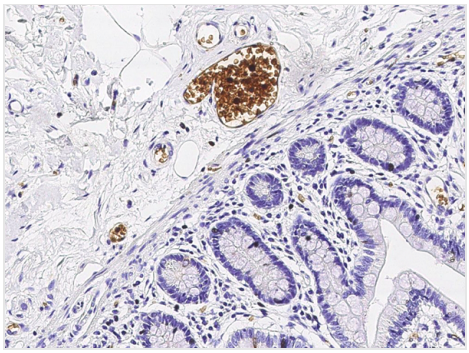

IHC (Immunohistochemistry)
Immunochemical staining of human GYPA in human small intestine with rabbit polyclonal antibody (1:2000, formalin-fixed paraffin embedded sections).

NCBI AND UNIPROT INFORMATION

NCBI GI #	259016238
NCBI GeneID	2993
UniProt Accession #	P02724; Q9BS51; A8K3E6; B8Q182; B8Q185
Molecular Weight	13,000 Da
NCBI Official Full Name	Glycophorin-A
NCBI Official Synonym Full Names	glycophorin A (MNS blood group)
NCBI Official Symbol	GYPA
NCBI Official Synonym Symbols	MN; GPA; MNS; GPSAT; PAS-2; CD235a; GPErik; HGpMiV; HGpMiXI; HGpSta(C)
NCBI Protein Information	glycophorin-A
UniProt Protein Name	Glycophorin-A
UniProt Gene Name	**GYPA**
UniProt Synonym Gene Names	GPA

For Research Use Only. Not for use in diagnostic or therapeutic procedures. Small volumes of product may become entrapped in the seal of the vial during shipment and storage; if necessary, briefly centrifuge the vial on a tabletop centrifuge to dislodge any liquid in the cap.

AAA Biotech | Tel: +1 (619) 604-9440 | Fax: +1 (619) 604-9441 | contact@aaabiotech.com
Online datasheet: https://www.aaabiotech.com/polyclonal/glycophorin-a-antibody-immunohistochemistry-elisa/255844