Rabbit anti-Mouse UCHL3 Monoclonal Antibody | anti-UCHL3 antibody

Recombinant Anti-UCHL3 Antibody, Rabbit Monoclonal

CATALOG #	HOST	REACTIVITY	APPLICATIONS
AAA257211	**Rabbit**	**Mouse**	**Immunohistochemistry**

PRODUCT SYNONYMS

UCHL3; Monoclonal Antibody; Recombinant Anti-UCHL3 Antibody; Rabbit Monoclonal; UCHL3 Antibody; Rabbit MAb; ubiquitin carboxyl-terminal esterase L3 (ubiquitin thiolesterase); anti-UCHL3 antibody

PRODUCT SPECIFICATIONS

Host	Rabbit
Reactivity	Mouse
Clonality	Monoclonal
Isotype	Rabbit IgG
Clone Number	204
Specificity	Mouse UCHL3. No cross-reactivity in ELISA with Human UCHL3
Purity/Purification	Protein A
Form/Format	Liquid; 0.2um filtered solution in PBS
Applicable Applications for anti-UCHL3 antibody	IHC (Immunohistochemistry)
Antibody Type	Recombinant Antibody
Immunogen	Recombinant Mouse UCHL3 protein
Conjugation	Unconjugated
Preparation	This antibody was obtained from a rabbit immunized with purified, recombinant Mouse UCHL3 (rM UCHL3).
Preparation and Storage	This antibody can be stored at 2-8 degree C for one month without detectable loss of activity. Antibody products are stable for twelve months from date of receipt when stored at -20 degree C to -80 degree C. Preservative-Free. Avoid repeated freeze-thaw cycles.

IMAGES

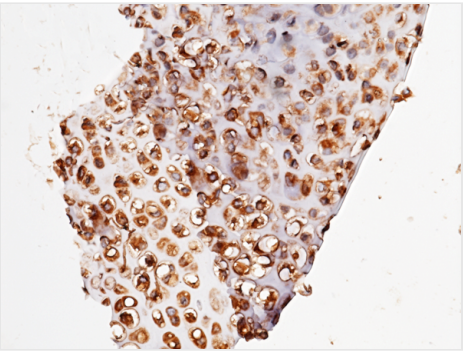

IHC (Immunohistochemisry)
Immunochemical staining of mouse UCHL3 in mouse bone with rabbit monoclonal antibody (1:200, formalin-fixed paraffin embedded sections).

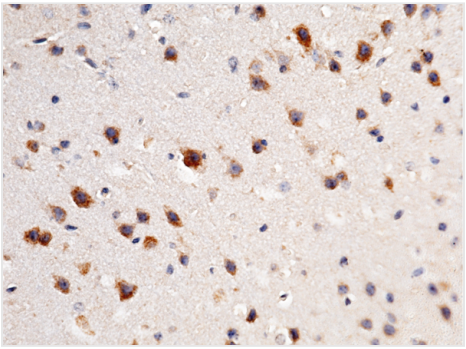

IHC (Immunohiostchemistry)
Immunochemical staining of mouse UCHL3 in mouse brain with rabbit monoclonal antibody (1:200, formalin-fixed paraffin embedded sections).

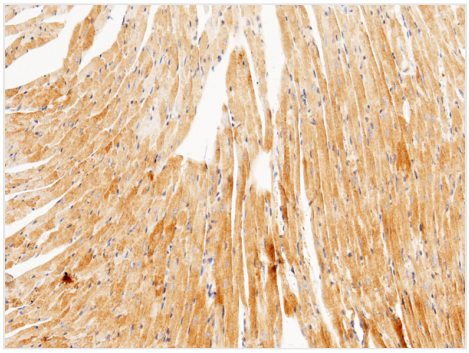

IHC (Immunohistochemistry)
Immunochemical staining of mouse UCHL3 in mouse heart with rabbit monoclonal antibody (1:200, formalin-fixed paraffin embedded sections).

ADDITIONAL INFORMATION

Related Product Information for anti-UCHL3 antibody	Ubiquitin carboxyl-terminal hydrolase isozyme L3, also known as UCH-L3, Ubiquitin thioesterase L3 and UCHL3, is a ubiquitin-protein hydrolase that belongs to the peptidase C12 family. It is involved both in the processing of ubiquitin precursors and of ubiquitinated proteins. This enzyme is a thiol protease that recognizes and hydrolyzes a peptide bond at the C-terminal glycine of either ubiquitin or NEDD8. UCHL3 is highly expressed in heart, skeletal muscle, and testis. UCHL1 and UCHL3 are two of the deubiquitinating enzymes expressed in the brain. These phenotypes indicate the importance of UCHL1 and UCHL3 in the regulation of the central nervous system. UCHL3 functions as a de-ubiquitinating enzyme where lack of its hydrolase activity may result in the prominent accumulation of ubiquitinated proteins and subsequent induction of stress responses in skeletal muscle. UCHL3 has also been identified as a tumor-specific antigen in colon cancer.
References	Wood, M.A. et al., 2005, Hippocampus 15 (5):610-21. Kwon, J. et al., 2006, Exp Anim 55 (1):35-43. Setsuie, R. et al., 2009, Neurochem Int 54 (5-6):314-21. Setsuie, R. et al., 2010, Neurochem Int 56 (8):911-8.

NCBI AND UNIPROT INFORMATION

NCBI GI #	139948802
NCBI GeneID	50933
NCBI Accession #	NP_057932.2
NCBI GenBank Nucleotide #	NM_016723.2
UniProt Accession #	Q9JKB1; Q9EQX7
Molecular Weight	26,152 Da
NCBI Official Full Name	ubiquitin carboxyl-terminal hydrolase isozyme L3

NCBI Official Synonym Full Names	ubiquitin carboxyl-terminal esterase L3 (ubiquitin thiolesterase)
NCBI Official Symbol	Uchl3
NCBI Protein Information	ubiquitin carboxyl-terminal hydrolase isozyme L3
UniProt Protein Name	Ubiquitin carboxyl-terminal hydrolase isozyme L3
UniProt Gene Name	**Uchl3**
UniProt Synonym Gene Names	UCH-L3

For Research Use Only. Not for use in diagnostic or therapeutic procedures. Small volumes of product may become entrapped in the seal of the vial during shipment and storage; if necessary, briefly centrifuge the vial on a tabletop centrifuge to dislodge any liquid in the cap.

AAA Biotech | Tel: +1 (619) 604-9440 | Fax: +1 (619) 604-9441 | contact@aaabiotech.com
Online datasheet: https://www.aaabiotech.com/monoclonal/uchl3-antibody-clone-204-immunohistochemistry-elisa/257211