STAT3 recombinant antibody

Phospho-Stat3 (Tyr705) Antibody, Rabbit MAb

CATALOG #	HOST	REACTIVITY	APPLICATIONS
AAA259417	**Rabbit**	**Human**	**Western Blot**

PRODUCT SYNONYMS

Stat3; Monoclonal Recombinant Antibody; Phospho-Stat3 (Tyr705) Antibody; Rabbit MAb; signal transducer and activator of transcription 3 (acute-phase response factor); Anti-ADMIO Antibody; Anti-ADMIO1 Antibody; Anti-APRF Antibody; Anti-HIES Antibody; STAT3 recombinant antibody

PRODUCT SPECIFICATIONS

Host	Rabbit
Reactivity	Human
Clonality	Monoclonal
Isotype	Rabbit IgG
Clone Number	0056
Specificity	Human Species predicted to react based on 100% sequence homology: Mouse, Rat, Cynomolgus, Bovin, Pig Phospho-Stat3 (Tyr705)
Purity/Purification	Protein A
Form/Format	Liquid; 0.2um filtered solution in PBS
Applicable Applications for STAT3 recombinant antibody	WB (Western Blot)
Immunogen	A synthetic phosphopeptide corresponding to residues around Tyr705 of the Human Phospho-Stat3
Preparation	This antibody was obtained from a rabbit immunized with a synthetic phosphopeptide corresponding to residues around Tyr705 of the Human Phospho-Stat3.
Preparation and Storage	This antibody can be stored at 2 degree C-8 degree C for one month without detectable loss of activity. Antibody products are stable for twelve months from date of receipt when stored at -20 degree C to -80 degree C. Preservative-Free. Avoid repeated freeze-thaw cycles. This antibody is shipped as liquid solution at ambient temperature. Upon receipt, store it immediately at the temperature recommended below.

IMAGES



WB (Western Blot)
Western blot analysis of extracts from serum-starved Hela treated with IFNalpha (150ng/mL, 15 min), using Phospho-Stat3 (Tyr705) rabbit monoclonal Antibody (#AAA259417)(Sino Biological) and other brands' antibodies (Company C) at dilution of 1:2000, 1:10000 and 1:50000.(Validation Experiment

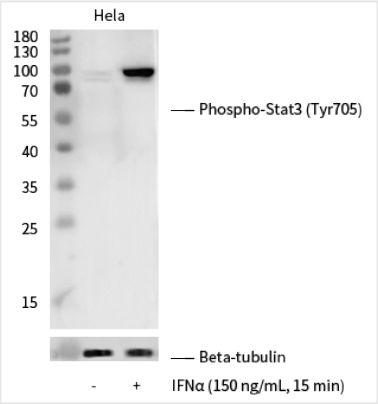

WB (Western Blot)
Western blot analysis of extracts from serum-starved Hela, untreated (-) and treated with IFN alpha 2 (150ng/mL, 15 min)(+) using Phospho-Stat3 (Tyr705) rabbit monoclonal Antibody (#AAA259417) at 1:1000 dilution or Beta-Tubulin Loading Control Antibody, Mouse Mab at 1:20000 dilution (lower)(Routinely tested).



WB (Western Blot)
Western blot analysis of extracts from serum-starved Hela, untreated (line A); treated with IFNalpha (150ng/mL, 15 min), without peptide (line B) or antigen-specific phosphopeptide (line C) or antigen-specific peptide (line D) using Phospho-Stat3 (Tyr705) rabbit monoclonal Antibody (#AAA259417) at 1:1000 dilution.(Validation Experiment

ADDITIONAL INFORMATION

Product Categories/Family for STAT3 recombinant antibody	EGFR Signaling Pathway; Cancer Drug Targets Apoptosis Transcription Factors and Regulators

For Research Use Only. Not for use in diagnostic or therapeutic procedures. Small volumes of product may become entrapped in the seal of the vial during shipment and storage; if necessary, briefly centrifuge the vial on a tabletop centrifuge to dislodge any liquid in the cap.

AAA Biotech | Tel: +1 (619) 604-9440 | Fax: +1 (619) 604-9441 | contact@aaabiotech.com
Online datasheet: https://www.aaabiotech.com/monoclonal/stat3-recombinant-antibody-clone-0056-western-blot-elisa/259417