Rabbit anti-Mouse MMP-8 Polyclonal Antibody | anti-MMP8 antibody

Anti-MMP-8 Antibody, Rabbit Polyclonal

CATALOG #	HOST	REACTIVITY	APPLICATIONS
AAA259466	**Rabbit**	**Mouse**	**Immunohistochemistry, ELISA, Western Blot**

PRODUCT SYNONYMS

MMP-8; Polyclonal Antibody; Anti-MMP-8 Antibody; Rabbit Polyclonal; MMP-8 Antibody; Rabbit PAb; Antigen Affinity Purified; matrix metallopeptidase 8; Anti-Mmp8 Antibody; anti-MMP8 antibody

PRODUCT SPECIFICATIONS

Host	Rabbit
Reactivity	Mouse
Clonality	Polyclonal
Isotype	Rabbit IgG
Specificity	Mouse MMP-8
Purity/Purification	Protein A & Antigen Affinity
Form/Format	Liquid; 0.2um filtered solution in PBS
Applicable Applications for anti-MMP8 antibody	IHC (Immunohistochemistry), ELISA, WB (Western Blot)
Immunogen	Recombinant Mouse MMP-8 Protein (NP_032637.3; Met1-Ser465). MMP-8 specific IgG was purified by Mouse MMP-8 affinity chromatography.
Preparation and Storage	This antibody can be stored at 2 degree C-8 degree C for one month without detectable loss of activity. Antibody products are stable for twelve months from date of receipt when stored at -20 degree C to -80 degree C. Preservative-Free. Avoid repeated freeze-thaw cycles. This antibody is shipped as liquid solution at ambient temperature. Upon receipt, store it immediately at the temperature recommended below.

IMAGES

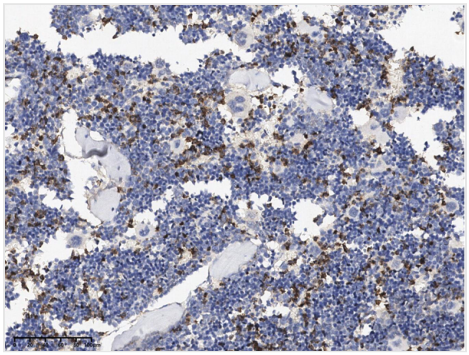

IHC (Immunohistochemisry)
Immunochemical staining of Mouse MMP-8 in Mouse skeletal muscle with rabbit polyclonal antibody at 1:500 dilution, formalin-fixed paraffin embedded sections.

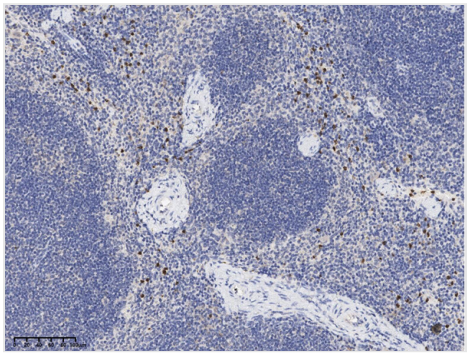

IHC (Immunohiostchemistry)
Immunochemical staining of Mouse MMP-8 in Mouse spleen with rabbit polyclonal antibody at 1:500 dilution, formalin-fixed paraffin embedded sections.



WB (Western Blot)
Anti-MMP8 rabbit polyclonal antibody at 1:500 dilutionLane A: NIH-3T3 Whole Cell LysateLysates/proteins at 30ug per lane.SecondaryGoat Anti-Rabbit IgG (H+L)/HRP at 1/10000 dilution.Developed using the ECL technique. Performed under reducing conditions.Predicted band size:53 kDa

ADDITIONAL INFORMATION

Related Product Information for anti-MMP8 antibody	Matrix metalloproteinases (MMPs) are a family of zinc-dependent endopeptidases that degrade components of the extracellular matrix (ECM) and play essential roles in various physiological processes such as morphogenesis, differentiation, angiogenesis, and tissue remodeling, as well as pathological processes including inflammation, arthritis, cardiovascular diseases, pulmonary diseases, and tumor invasion. Neutrophil collagenase, also known as Matrix metalloproteinase-8, MMP-8, and CLG1, is a member of the peptidase M1A family. MMP-8 may affect the metastatic behavior of breast cancer cells through protection against lymph node metastasis, underlining the importance of anti-target identification in drug development. MMP-8 in the tumor may have a protective effect against lymph node metastasis. MMP-8 may affect the metastatic behavior of breast cancer cells through protection against lymph node metastasis, underlining the importance of anti-target identification in drug development. MMP-8 participates in wound repair by contributing to the resolution of inflammation and open the possibility to develop new strategies for treating wound healing defects.
References	Hast. K.A.. e. al.,(1990). Huma. neutrophi. collagenase. . distinc. gen. produc. wit. homolog. t. othe. matri. metalloproteinases. J. Biol. Chem. 265:11421-11424.Blaese. J.. e. al.. (1991). Mercuria. activatio. o. huma. polymorphonuclea. leucocyt. procollagenase.Eur. J. Biochem. 202:1223-1230.Blaese. J.. e. al.,(1991). Mercuria. activatio. o. huma. polymorphonuclea. leucocyt. procollagenase. Eur. J. Biochem. 202:1223-1230.

NCBI AND UNIPROT INFORMATION

NCBI GI #	160333381
NCBI GeneID	17394
NCBI Accession #	NP_032637.3
NCBI GenBank Nucleotide #	NM_008611.4
UniProt Accession #	O70138; O88733; Q6GTR5
Molecular Weight	53,126 Da
NCBI Official Full Name	neutrophil collagenase preproprotein
NCBI Official Synonym Full Names	matrix metallopeptidase 8
NCBI Official Symbol	Mmp8
NCBI Official Synonym Symbols	BB138268
NCBI Protein Information	neutrophil collagenase
UniProt Protein Name	Neutrophil collagenase
UniProt Gene Name	**Mmp8**

UniProt Synonym Gene Names	MMP-8
UniProt Entry Name	MMP8_MOUSE

For Research Use Only. Not for use in diagnostic or therapeutic procedures. Small volumes of product may become entrapped in the seal of the vial during shipment and storage; if necessary, briefly centrifuge the vial on a tabletop centrifuge to dislodge any liquid in the cap.

AAA Biotech | Tel: +1 (619) 604-9440 | Fax: +1 (619) 604-9441 | contact@aaabiotech.com
Online datasheet: https://www.aaabiotech.com/polyclonal/mmp-8-antibody-immunohistochemistry-western-blot-elisa/259466