Mouse eNOS Monoclonal Antibody | anti-eNOS antibody

eNOS Mouse mAb

CATALOG #	HOST	REACTIVITY	APPLICATIONS
AAA276837	**Mouse**	**Human, Rat, Mouse**	**Immunohistochemistry, Western Blot**

PRODUCT SYNONYMS

eNOS; Monoclonal Antibody; eNOS Mouse mAb; endothelial nitric oxidase synthase antibody; NOS 3 antibody; NOS III antibody; EC-NOS antibody; anti-eNOS antibody

PRODUCT SPECIFICATIONS

Host	Mouse
Reactivity	Human, Rat, Mouse
Clonality	Monoclonal
Isotype	IgG1
Form/Format	PBS with 0.02% sodium azide and 50% glycerol pH7.4.
Concentration	1mg/ml (varies by lot)
Applicable Applications for anti-eNOS antibody	IHC (Immunohistochemistry), WB (Western Blot)
Species	Human
Immunogen	Recombinant Protein
Preparation and Storage	Store at -20 degree C. Avoid repeated freeze-thaw cycles.

IMAGES

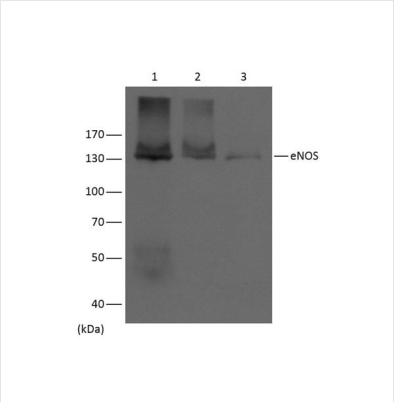

WB (Western Blot)
Western blot analysis of extracts from Mouse Liver (Lane 1), Rat Liver (Lane 2), Rat Brain (Lane 3), using eNOS diluted at 1:1,000.

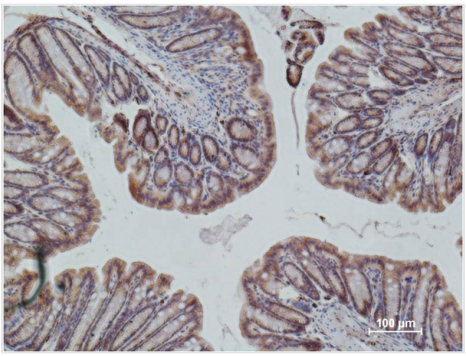

IHC (Immunohiostchemistry)
Immunohistochemical analysis of paraffin-embedded Mouse Colon Tissue using eNOS (EM1165)Mouse mAb diluted at 1:500.



WB (Western Blot)
Western blot analysis of Rat Heart Tissue with eNOS (Mix-mA) Mouse mAb EM1165 diluted at 1:1,000.

ADDITIONAL INFORMATION

Related Product Information for anti-eNOS antibody	Nitric oxide synthases (EC 1.14.13.39) (NOSs) are a family of enzymes catalyzing the production of nitric oxide (NO) from L-arginine. NO is an important cellular signaling molecule. Endothelial NOS (eNOS), also known as nitric oxide synthase 3 (NOS3), generates NO in blood vessels and is involved with regulating vascular function.
Product Categories/Family for anti-eNOS antibody	Cell membrane; Cytoplasm; Cytoskeleton; Golgi apparatus; Membrane

NCBI AND UNIPROT INFORMATION

NCBI GI #	40254422
NCBI GeneID	4846
NCBI Accession #	NP_000594.2
NCBI GenBank Nucleotide #	NM_000603.4
UniProt Accession #	P29474; Q13662; Q14251; Q14434; Q548C1; Q6GSL5; Q9UDC6; A0S0A7; A0S0A8; A8KA63; B2RCQ1; E9PFR2
Molecular Weight	133,289 Da
NCBI Official Full Name	nitric oxide synthase, endothelial isoform 1
NCBI Official Synonym Full Names	nitric oxide synthase 3 (endothelial cell)
NCBI Official Symbol	NOS3
NCBI Official Synonym Symbols	eNOS; ECNOS
NCBI Protein Information	nitric oxide synthase, endothelial; cNOS; EC-NOS; NOSIII; NOS type III; endothelial NOS; constitutive NOS
UniProt Protein Name	Nitric oxide synthase, endothelial
UniProt Gene Name	**NOS3**
UniProt Synonym Gene Names	cNOS; eNOS; NOSIII
UniProt Entry Name	NOS3_HUMAN

For Research Use Only. Not for use in diagnostic or therapeutic procedures. Small volumes of product may become entrapped in the seal of the vial during shipment and storage; if necessary, briefly centrifuge the vial on a tabletop centrifuge to dislodge any liquid in the cap.

AAA Biotech | Tel: +1 (619) 604-9440 | Fax: +1 (619) 604-9441 | contact@aaabiotech.com
Online datasheet: https://www.aaabiotech.com/monoclonal/enos-antibody-immunohistochemistry-western-blot-elisa/276837