Rabbit SERPINA3 Polyclonal Antibody | anti-SERPINA3 antibody

SERPINA3 Polyclonal Antibody

CATALOG #	HOST	REACTIVITY	APPLICATIONS
AAA279531	**Rabbit**	**Human, Mouse, Rat**	**Immunohistochemistry, Western Blot**

PRODUCT SYNONYMS

SERPINA3; Polyclonal Antibody; SERPINA3 Polyclonal Antibody; AACT; ACT; GIG24; GIG25; MGC88254; A1-Antichymotrypsin; anti-SERPINA3 antibody

PRODUCT SPECIFICATIONS

Host	Rabbit
Reactivity	Human, Mouse, Rat
Clonality	Polyclonal
Isotype	IgG
Purity/Purification	Affinity Purification
Concentration	1mg/ml (varies by lot)
Sequence Length	423
Applicable Applications for anti-SERPINA3 antibody	IHC (Immunohistochemistry), WB (Western Blot)
Species	Human
Immunogen	Recombinant Protein
Immunogen	Recombinant protein of human SERPINA3
Calculated Molecular Weight	48kDa
Preparation and Storage	Store at -20 degree C (regular) or -80 degree C (long term). Avoid freeze / thaw cycles. Buffer: PBS with 0.02% sodium azide, 50% glycerol, pH7.3.

IMAGES

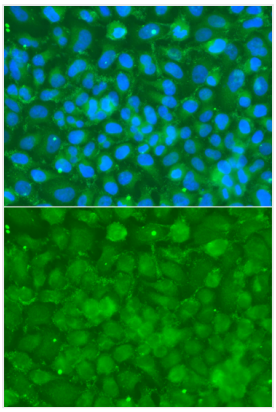

IF (Immunofluorescence)
Immunofluorescence analysis of A549 cells using SERPINA3 antibody. Blue: DAPI for nuclear staining.

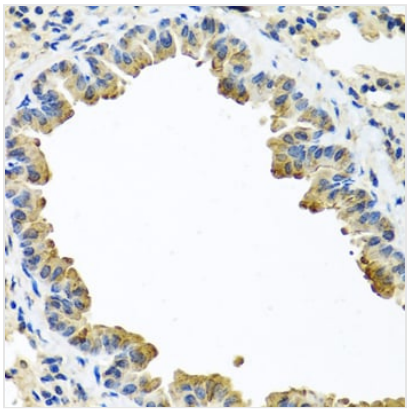

IHC (Immunohistochemisry)
Immunohistochemistry of paraffin-embedded mouse lung using SERPINA3 antibody at dilution of 1:100 (40x lens).

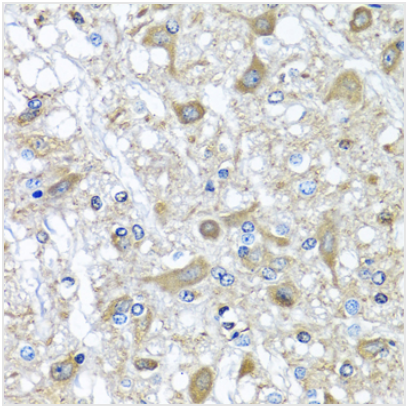

IHC (Immunohiostchemistry)
Immunohistochemistry of paraffin-embedded rat brain using SERPINA3 antibody at dilution of 1:100 (40x lens).

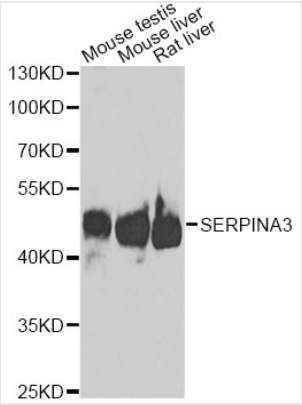

WB (Western Blot)
Western blot analysis of extracts of various cell lines, using SERPINA3 antibody at 1:1000 dilution.Secondary antibody: HRP Goat Anti-Rabbit IgG (H+L) at 1:10000 dilution.Lysates/proteins: 25ug per lane.Blocking buffer: 3% nonfat dry milk in TBST.Detection: ECL Basic Kit.Exposure time: 90s.

ADDITIONAL INFORMATION

Related Product Information for anti-SERPINA3 antibody	The protein encoded by this gene is a plasma protease inhibitor and member of the serine protease inhibitor class. Polymorphisms in this protein appear to be tissue specific and influence protease targeting. Variations in this protein's sequence have been implicated in Alzheimer's disease, and deficiency of this protein has been associated with liver disease. Mutations have been identified in patients with Parkinson disease and chronic obstructive pulmonary disease. [provided by RefSeq, Jul 2008]
Product Categories/Family for anti-SERPINA3 antibody	Polyclonal

NCBI AND UNIPROT INFORMATION

NCBI GI #	112874
NCBI GeneID	12
UniProt Accession #	P01011; Q13703; Q2TU87; Q2TU88; Q59GP9; Q6LBY8; Q6LDT7; Q6NSC9; Q8N177; Q96DW8; Q9UC47; B3KVQ7
Molecular Weight	423
NCBI Official Full Name	Alpha-1-antichymotrypsin
NCBI Official Synonym Full Names	serpin peptidase inhibitor, clade A (alpha-1 antiproteinase, antitrypsin), member 3
NCBI Official Symbol	SERPINA3
NCBI Official Synonym Symbols	ACT; AACT; GIG24; GIG25
NCBI Protein Information	alpha-1-antichymotrypsin; serpin A3; growth-inhibiting protein 24; growth-inhibiting protein 25; cell growth-inhibiting gene 24/25 protein; serine (or cysteine) proteinase inhibitor, clade A, member 3
UniProt Protein Name	Alpha-1-antichymotrypsin
UniProt Gene Name	**SERPINA3**
UniProt Synonym Gene Names	AACT; ACT
UniProt Entry Name	AACT_HUMAN

For Research Use Only. Not for use in diagnostic or therapeutic procedures. Small volumes of product may become entrapped in the seal of the vial during shipment and storage; if necessary, briefly centrifuge the vial on a tabletop centrifuge to dislodge any liquid in the cap.

AAA Biotech | Tel: +1 (619) 604-9440 | Fax: +1 (619) 604-9441 | contact@aaabiotech.com
Online datasheet: https://www.aaabiotech.com/polyclonal/serpina3-antibody-immunohistochemistry-western-blot-elisa/279531