Rabbit anti-Human WDR77 Polyclonal Antibody | anti-WDR77 antibody

WDR77 Polyclonal Antibody

CATALOG #	HOST	REACTIVITY	APPLICATIONS
AAA279737	**Rabbit**	**Human**	**Immunofluorescence, Immunohistochemistry, Western Blot**

PRODUCT SYNONYMS

WDR77; Polyclonal Antibody; WDR77 Polyclonal Antibody; p44; MEP50; MEP-50; HKMT1069; Nbla10071; p44/Mep50; anti-WDR77 antibody

PRODUCT SPECIFICATIONS

Host	Rabbit
Reactivity	Human
Clonality	Polyclonal
Isotype	IgG
Purity/Purification	Affinity Purification
Concentration	1mg/ml (varies by lot)
Sequence Length	342
Applicable Applications for anti-WDR77 antibody	IF (Immunofluorescence), IHC (Immunohistochemistry), WB (Western Blot)
Species	Human
Immunogen	Recombinant Protein
Immunogen	Recombinant protein of human WDR77
Calculated Molecular Weight	37kDa
Preparation and Storage	Store at -20 degree C (regular) or -80 degree C (long term). Avoid freeze / thaw cycles. Buffer: PBS with 0.02% sodium azide, 50% glycerol, pH7.3.

IMAGES

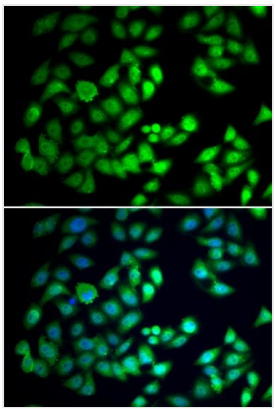

IF (Immunofluorescence)
Immunofluorescence analysis of A549 cells using WDR77 antibody. Blue: DAPI for nuclear staining.

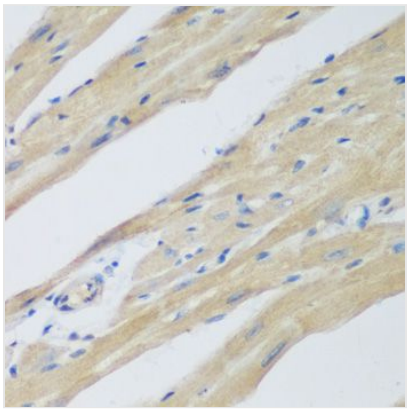

IHC (Immunohiostchemistry)
Immunohistochemistry of paraffin-embedded mouse heart using WDR77 antibody at dilution of 1:200 (40x lens).

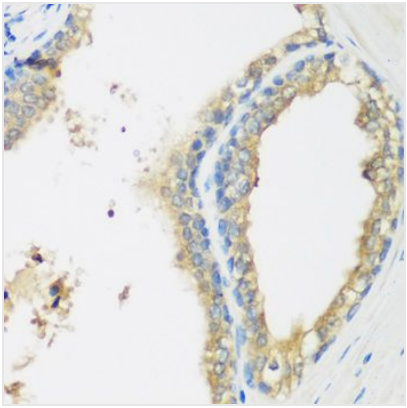

IHC (Immunohistochemistry)
Immunohistochemistry of paraffin-embedded human prostate using WDR77 antibody at dilution of 1:200 (40x lens).

ADDITIONAL INFORMATION

Related Product Information for anti-WDR77 antibody	WDR77 is a component of the 20S PRMT5 (MIM 604045)-containing methyltransferase complex, which modifies specific arginines to dimethylarginines in several spliceosomal Sm proteins (see MIM 601061). This modification targets Sm proteins to the survival of motor neurons (SMN) complex (see MIM 600354) for assembly into small nuclear ribonucleoprotein core particles (Friesen et al., 2002
Product Categories/Family for anti-WDR77 antibody	Polyclonal

NCBI AND UNIPROT INFORMATION

NCBI GI #	32171507
NCBI GeneID	79084
UniProt Accession #	Q9BQA1; Q3LID2; Q53FU2; Q6JZZ5; Q96GK4; Q9BWY3; B3KMW6; B4DP38
Molecular Weight	342
NCBI Official Full Name	Methylosome protein 50
NCBI Official Synonym Full Names	WD repeat domain 77
NCBI Official Symbol	WDR77
NCBI Official Synonym Symbols	p44; MEP50; MEP-50; HKMT1069; Nbla10071; p44/Mep50
NCBI Protein Information	methylosome protein 50; androgen receptor cofactor p44; WD repeat-containing protein 77
UniProt Protein Name	Methylosome protein 50
UniProt Gene Name	**WDR77**
UniProt Synonym Gene Names	MEP50; WD45; MEP-50
UniProt Entry Name	MEP50_HUMAN

For Research Use Only. Not for use in diagnostic or therapeutic procedures. Small volumes of product may become entrapped in the seal of the vial during shipment and storage; if necessary, briefly centrifuge the vial on a tabletop centrifuge to dislodge any liquid in the cap.

AAA Biotech | Tel: +1 (619) 604-9440 | Fax: +1 (619) 604-9441 | contact@aaabiotech.com
Online datasheet: https://www.aaabiotech.com/polyclonal/wdr77-antibody-immunofluorescence-immunohistochemistry-western-blot-elisa/279737