Rabbit anti-Human PIP Polyclonal Antibody | anti-PIP antibody

PIP Polyclonal Antibody

CATALOG #	HOST	REACTIVITY	APPLICATIONS
AAA279901	**Rabbit**	**Human**	**Immunofluorescence, Immunohistochemistry, Western Blot**

PRODUCT SYNONYMS

PIP; Polyclonal Antibody; PIP Polyclonal Antibody; GPIP4; GCDFP15; GCDFP-15; anti-PIP antibody

PRODUCT SPECIFICATIONS

Host	Rabbit
Reactivity	Human
Clonality	Polyclonal
Isotype	IgG
Purity/Purification	Affinity Purification
Concentration	1mg/ml (varies by lot)
Sequence Length	146
Applicable Applications for anti-PIP antibody	IF (Immunofluorescence), IHC (Immunohistochemistry), WB (Western Blot)
Species	Human
Immunogen	Recombinant Protein
Immunogen	Recombinant protein of human PIP
Calculated Molecular Weight	16kDa
Preparation and Storage	Store at -20 degree C (regular) or -80 degree C (long term). Avoid freeze / thaw cycles. Buffer: PBS with 0.02% sodium azide, 50% glycerol, pH7.3.

IMAGES

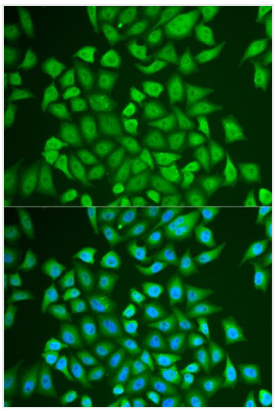

IF (Immunofluorescence)
Immunofluorescence analysis of U2OS cells using PIP antibody. Blue: DAPI for nuclear staining.

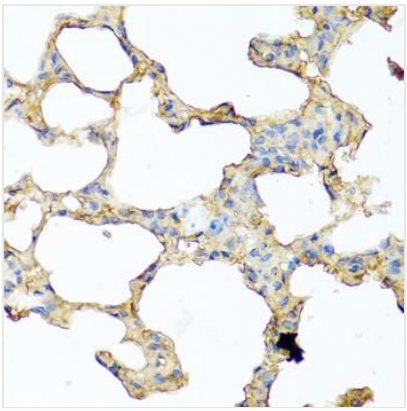

IHC (Immunohistochemisry)
Immunohistochemistry of paraffin-embedded mouse lung using PIP antibody at dilution of 1:100 (40x lens).

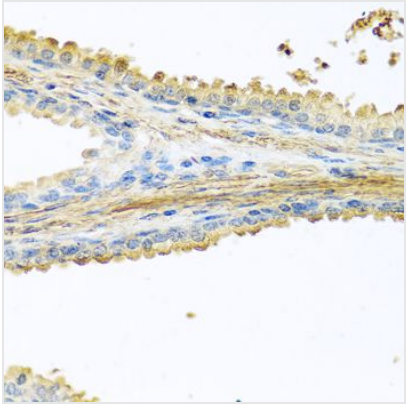

IHC (Immunohiostchemistry)
Immunohistochemistry of paraffin-embedded human prostate using PIP antibody at dilution of 1:100 (40x lens).

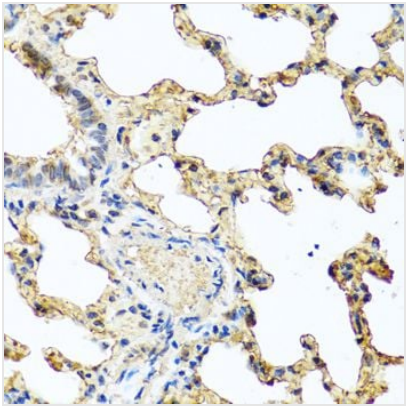

IHC (Immunohistochemistry)
Immunohistochemistry of paraffin-embedded rat lung using PIP antibody at dilution of 1:100 (40x lens).

ADDITIONAL INFORMATION

Product Categories/Family for anti-PIP antibody	Polyclonal

NCBI AND UNIPROT INFORMATION

NCBI GI #	134170
NCBI GeneID	5304
UniProt Accession #	P12273; A0A963; A0A9C3; A0A9F3; A4D2I1
Molecular Weight	146
NCBI Official Full Name	Prolactin-inducible protein
NCBI Official Synonym Full Names	prolactin-induced protein
NCBI Official Symbol	PIP
NCBI Official Synonym Symbols	GPIP4; GCDFP15; GCDFP-15
NCBI Protein Information	prolactin-inducible protein; SABP; secretory actin-binding protein; gross cystic disease fluid protein 15
UniProt Protein Name	Prolactin-inducible protein
UniProt Gene Name	**PIP**
UniProt Synonym Gene Names	GCDFP15; GPIP4; GCDFP-15; SABP
UniProt Entry Name	PIP_HUMAN

For Research Use Only. Not for use in diagnostic or therapeutic procedures. Small volumes of product may become entrapped in the seal of the vial during shipment and storage; if necessary, briefly centrifuge the vial on a tabletop centrifuge to dislodge any liquid in the cap.

AAA Biotech | Tel: +1 (619) 604-9440 | Fax: +1 (619) 604-9441 | contact@aaabiotech.com
Online datasheet: https://www.aaabiotech.com/polyclonal/pip-antibody-immunofluorescence-immunohistochemistry-western-blot-elisa/279901