Rabbit SNRPD2 Polyclonal Antibody | anti-SNRPD2 antibody

SNRPD2 Polyclonal Antibody

CATALOG #	HOST	REACTIVITY	APPLICATIONS
AAA280198	**Rabbit**	**Human, Mouse, Rat**	**Immunofluorescence, Immunohistochemistry, Western Blot**

PRODUCT SYNONYMS

SNRPD2; Polyclonal Antibody; SNRPD2 Polyclonal Antibody; SMD2; Sm-D2; SNRPD1; anti-SNRPD2 antibody

PRODUCT SPECIFICATIONS

Host	Rabbit
Reactivity	Human, Mouse, Rat
Clonality	Polyclonal
Isotype	IgG
Purity/Purification	Affinity Purification
Concentration	1mg/ml (varies by lot)
Sequence Length	118
Applicable Applications for anti-SNRPD2 antibody	IF (Immunofluorescence), IHC (Immunohistochemistry), WB (Western Blot)
Species	Human
Immunogen	Recombinant Protein
Immunogen	Recombinant protein of human SNRPD2
Calculated Molecular Weight	14kDa
Preparation and Storage	Store at -20 degree C (regular) or -80 degree C (long term). Avoid freeze / thaw cycles. Buffer: PBS with 0.02% sodium azide, 50% glycerol, pH7.3.

IMAGES

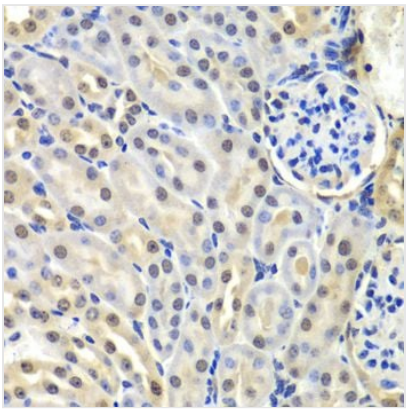

IHC (Immunohistochemisry)
Immunohistochemistry of paraffin-embedded mouse kidney using SNRPD2 antibody at dilution of 1:100 (40x lens).

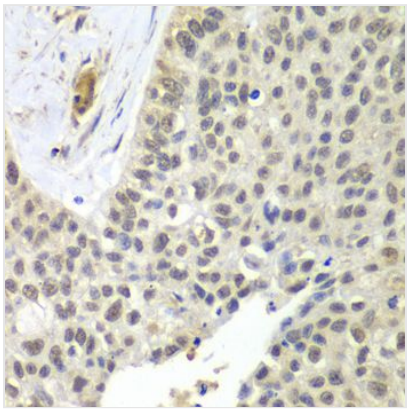

IHC (Immunohiostchemistry)
Immunohistochemistry of paraffin-embedded human lung cancer using SNRPD2 antibody at dilution of 1:100 (40x lens).

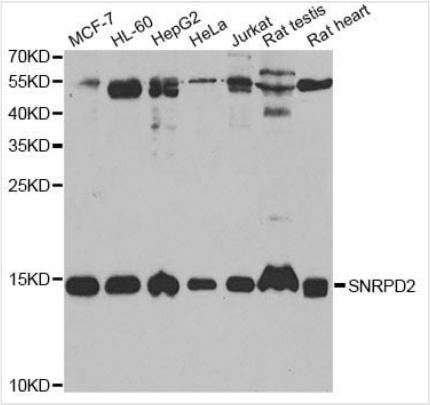

WB (Western Blot)
Western blot analysis of extracts of various cell lines, using SNRPD2 antibody at 1:1000 dilution.Secondary antibody: HRP Goat Anti-Rabbit IgG (H+L) at 1:10000 dilution.Lysates/proteins: 25ug per lane.Blocking buffer: 3% nonfat dry milk in TBST.Detection: ECL Basic Kit.Exposure time: 30s.

ADDITIONAL INFORMATION

Related Product Information for anti-SNRPD2 antibody	The protein encoded by this gene belongs to the small nuclear ribonucleoprotein core protein family. It is required for pre-mRNA splicing and small nuclear ribonucleoprotein biogenesis. Multiple transcript variants encoding different isoforms have been found for this gene.
Product Categories/Family for anti-SNRPD2 antibody	Polyclonal

NCBI AND UNIPROT INFORMATION

NCBI GI #	51338666
NCBI GeneID	6633
UniProt Accession #	P62316; P43330; A8K797; J3KPM5
Molecular Weight	118
NCBI Official Full Name	Small nuclear ribonucleoprotein Sm D2
NCBI Official Synonym Full Names	small nuclear ribonucleoprotein D2 polypeptide 16.5kDa
NCBI Official Symbol	SNRPD2
NCBI Official Synonym Symbols	SMD2; Sm-D2; SNRPD1
NCBI Protein Information	small nuclear ribonucleoprotein Sm D2; snRNP core protein D2
UniProt Protein Name	Small nuclear ribonucleoprotein Sm D2
UniProt Gene Name	**SNRPD2**
UniProt Synonym Gene Names	SNRPD1; Sm-D2
UniProt Entry Name	SMD2_HUMAN

For Research Use Only. Not for use in diagnostic or therapeutic procedures. Small volumes of product may become entrapped in the seal of the vial during shipment and storage; if necessary, briefly centrifuge the vial on a tabletop centrifuge to dislodge any liquid in the cap.

AAA Biotech | Tel: +1 (619) 604-9440 | Fax: +1 (619) 604-9441 | contact@aaabiotech.com
Online datasheet: https://www.aaabiotech.com/polyclonal/snrpd2-antibody-immunofluorescence-immunohistochemistry-western-blot-elisa/280198