Rabbit anti-Human, Mouse PFKM Polyclonal Antibody | anti-PFKM antibody

PFKM Polyclonal Antibody

CATALOG #	HOST	REACTIVITY	APPLICATIONS
AAA280243	**Rabbit**	**Human, Mouse**	**Immunofluorescence, Immunohistochemistry, Western Blot**

PRODUCT SYNONYMS

PFKM; Polyclonal Antibody; PFKM Polyclonal Antibody; GSD7; PFK1; PFKA; PFKX; PFK-1; anti-PFKM antibody

PRODUCT SPECIFICATIONS

Host	Rabbit
Reactivity	Human, Mouse
Clonality	Polyclonal
Isotype	IgG
Purity/Purification	Affinity Purification
Concentration	1mg/ml (varies by lot)
Sequence Length	780
Applicable Applications for anti-PFKM antibody	IF (Immunofluorescence), IHC (Immunohistochemistry), WB (Western Blot)
Species	Human
Immunogen	Recombinant Protein
Immunogen	Recombinant protein of human PFKM
Calculated Molecular Weight	85kDa
Preparation and Storage	Store at -20 degree C (regular) or -80 degree C (long term). Avoid freeze / thaw cycles. Buffer: PBS with 0.02% sodium azide, 50% glycerol, pH7.3.

IMAGES

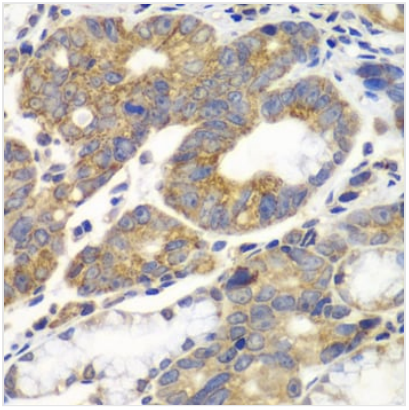

IHC (Immunohistochemisry)
Immunohistochemistry of paraffin-embedded human gastric cancer using PFKM antibody at dilution of 1:100 (40x lens).

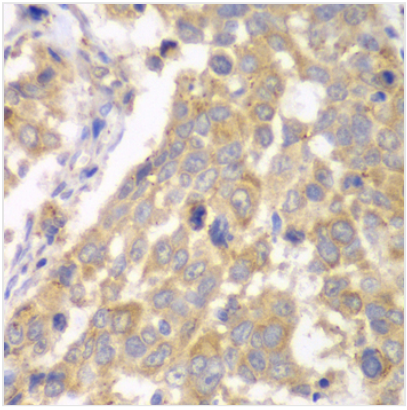

IHC (Immunohiostchemistry)
Immunohistochemistry of paraffin-embedded human esophageal cancer using PFKM antibody at dilution of 1:100 (40x lens).

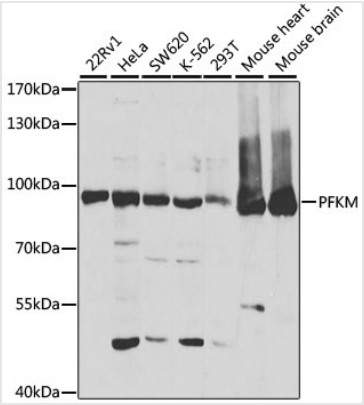

WB (Western Blot)
Western blot analysis of extracts of various cell lines, using PFKM antibody at 1:1000 dilution.Secondary antibody: HRP Goat Anti-Rabbit IgG (H+L) at 1:10000 dilution.Lysates/proteins: 25ug per lane.Blocking buffer: 3% nonfat dry milk in TBST.Detection: ECL Basic Kit.Exposure time: 15s.

ADDITIONAL INFORMATION

Related Product Information for anti-PFKM antibody	Three phosphofructokinase isozymes exist in humans: muscle, liver and platelet. These isozymes function as subunits of the mammalian tetramer phosphofructokinase, which catalyzes the phosphorylation of fructose-6-phosphate to fructose-1,6-bisphosphate. Tetramer composition varies depending on tissue type. This gene encodes the muscle-type isozyme. Mutations in this gene have been associated with glycogen storage disease type VII, also known as Tarui disease. Alternatively spliced transcript variants have been described.
Product Categories/Family for anti-PFKM antibody	Polyclonal

NCBI AND UNIPROT INFORMATION

NCBI GI #	125126
NCBI GeneID	5213
UniProt Accession #	P08237; Q16814; Q16815; Q6ZTT1; J3KNX3
Molecular Weight	780
NCBI Official Full Name	ATP-dependent 6-phosphofructokinase, muscle type
NCBI Official Synonym Full Names	phosphofructokinase, muscle
NCBI Official Symbol	PFKM
NCBI Official Synonym Symbols	GSD7; PFK1; PFKA; PFKX; PFK-1; ATP-PFK; PPP1R122
NCBI Protein Information	ATP-dependent 6-phosphofructokinase, muscle type; PFK-A; ATP-PFK; phosphohexokinase; phosphofructokinase 1; phosphofructokinase-M; 6-phosphofructo-1-kinase; 6-phosphofructokinase type A; phosphofructo-1-kinase isozyme A; phosphofructokinase, polypeptide X; protein phosphatase 1, regulatory subunit 122
UniProt Protein Name	ATP-dependent 6-phosphofructokinase, muscle type
UniProt Gene Name	**PFKM**
UniProt Synonym Gene Names	; PFK-M
UniProt Entry Name	PFKAM_HUMAN

For Research Use Only. Not for use in diagnostic or therapeutic procedures. Small volumes of product may become entrapped in the seal of the vial during shipment and storage; if necessary, briefly centrifuge the vial on a tabletop centrifuge to dislodge any liquid in the cap.

AAA Biotech | Tel: +1 (619) 604-9440 | Fax: +1 (619) 604-9441 | contact@aaabiotech.com
Online datasheet: https://www.aaabiotech.com/polyclonal/pfkm-antibody-immunofluorescence-immunohistochemistry-western-blot-elisa/280243