Rabbit RAC1 Polyclonal Antibody | anti-RAC1 antibody

RAC1 Polyclonal Antibody

CATALOG #	HOST	REACTIVITY	APPLICATIONS
AAA280282	**Rabbit**	**Human, Mouse, Rat**	**Immunofluorescence, Immunohistochemistry, Western Blot**

PRODUCT SYNONYMS

RAC1; Polyclonal Antibody; RAC1 Polyclonal Antibody; MIG5; Rac-1; TC-25; p21-Rac1; ras-related C3 botulinum toxin substrate 1; anti-RAC1 antibody

PRODUCT SPECIFICATIONS

Host	Rabbit
Reactivity	Human, Mouse, Rat
Clonality	Polyclonal
Isotype	IgG
Purity/Purification	Affinity Purification
Form/Format	PBS with 0.05% proclin300,50% glycerol,pH7.3.
Sequence Length	211
Applicable Applications for anti-RAC1 antibody	IF (Immunofluorescence), IHC (Immunohistochemistry), WB (Western Blot)
Immunogen	Recombinant fusion protein containing a sequence corresponding to amino acids 1-192 of human RAC1 (NP_008839.2).
Preparation and Storage	Store at -20°C. Avoid freeze / thaw cycles.

IMAGES

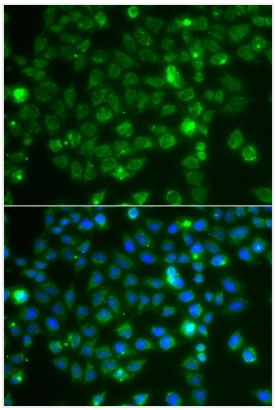

IF (Immunofluorescence)
Immunofluorescence analysis of A549 cells using RAC1 antibody. Blue: DAPI for nuclear staining.

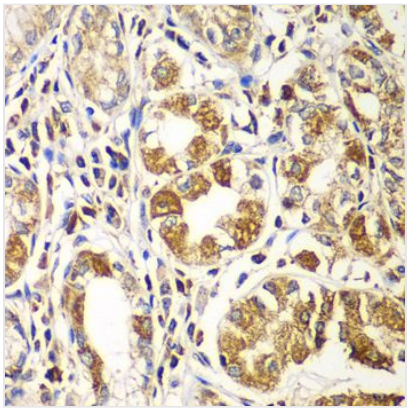

IHC (Immunohiostchemistry)
Immunohistochemistry of paraffin-embedded human gastric using RAC1 antibody at dilution of 1:100 (40x lens).



WB (Western Blot)
Western blot analysis of extracts of various cell lines, using RAC1 antibody at 1:1000 dilution.Secondary antibody: HRP Goat Anti-Rabbit IgG (H+L) at 1:10000 dilution.Lysates/proteins: 25ug per lane.Blocking buffer: 3% nonfat dry milk in TBST.Detection: ECL Enhanced Kit.Exposure time: 90s.

ADDITIONAL INFORMATION

Related Product Information for anti-RAC1 antibody	The protein encoded by this gene is a GTPase which belongs to the RAS superfamily of small GTP-binding proteins. Members of this superfamily appear to regulate a diverse array of cellular events, including the control of cell growth, cytoskeletal reorganization, and the activation of protein kinases. Two transcript variants encoding different isoforms have been found for this gene.

NCBI AND UNIPROT INFORMATION

NCBI GI #	9845511
NCBI GeneID	5879
NCBI Accession #	NP_008839.2
NCBI GenBank Nucleotide #	NM_006908.4
UniProt Accession #	P63000; O95501; P15154; Q3Y4D3; Q5JAA8; Q9BTB4; AAB22206
NCBI Official Full Name	ras-related C3 botulinum toxin substrate 1 isoform Rac1
NCBI Official Synonym Full Names	ras-related C3 botulinum toxin substrate 1 (rho family, small GTP binding protein Rac1)
NCBI Official Symbol	RAC1
NCBI Official Synonym Symbols	MIG5; Rac-1; TC-25; p21-Rac1
NCBI Protein Information	ras-related C3 botulinum toxin substrate 1
UniProt Protein Name	Ras-related C3 botulinum toxin substrate 1
UniProt Gene Name	**RAC1**
UniProt Synonym Gene Names	TC25
UniProt Entry Name	RAC1_HUMAN

For Research Use Only. Not for use in diagnostic or therapeutic procedures. Small volumes of product may become entrapped in the seal of the vial during shipment and storage; if necessary, briefly centrifuge the vial on a tabletop centrifuge to dislodge any liquid in the cap.

AAA Biotech | Tel: +1 (619) 604-9440 | Fax: +1 (619) 604-9441 | contact@aaabiotech.com
Online datasheet: https://www.aaabiotech.com/polyclonal/rac1-antibody-immunofluorescence-immunohistochemistry-western-blot-elisa/280282