Rabbit TP53BP1 Polyclonal Antibody | anti-TP53BP1 antibody

TP53BP1 Polyclonal Antibody

CATALOG #	HOST	REACTIVITY	APPLICATIONS
AAA28106	**Rabbit**	**Human, Mouse, Rat**	**Western Blot, Immunohistochemistry, Immunofluorescence**

PRODUCT SYNONYMS

TP53BP1; Polyclonal Antibody; TP53BP1 Polyclonal Antibody; anti-TP53BP1 antibody

PRODUCT SPECIFICATIONS

Host	Rabbit
Reactivity	Human, Mouse, Rat
Clonality	Polyclonal
Isotype	IgG
Purity/Purification	Affinity Purification
Sequence Length	1972
Applicable Applications for anti-TP53BP1 antibody	WB (Western Blot), IHC (Immunohistochemistry), IF (Immunofluorescence)
Species	Human
Immunogen	Recombinant Protein

IMAGES

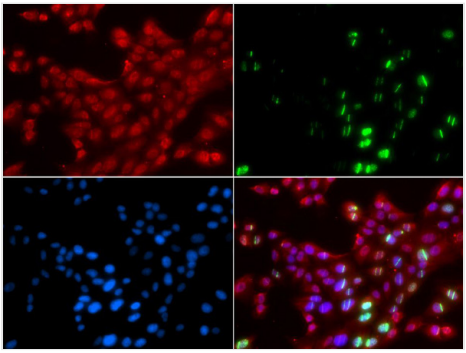

IF (Immunofluorescence)
Immunofluorescence analysis of GFP-RNF168 transgenic U2OS cells using TP53BP1 antibody. Green:GFP-RNF168 fusion protein expression for DNA damage marker.Blue: DAPI for nuclear staining.RNF168(GFP) can be used to mark cells damaged by UV-A laser for they always gather around DNA damage region.

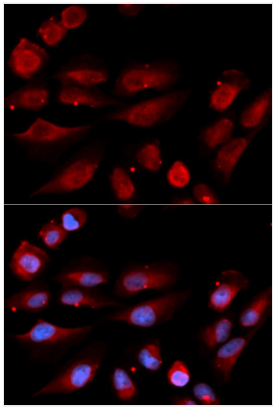

IF (Immunofluorescence)
Immunofluorescence analysis of U2OS cells using TP53BP1 antibody. Blue: DAPI for nuclear staining.

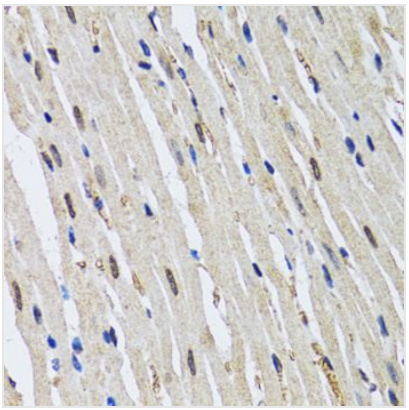

IHC (Immunohistochemistry)
Immunohistochemistry of paraffin-embedded mouse heart using TP53BP1 antibody at dilution of 1:100 (40x lens).

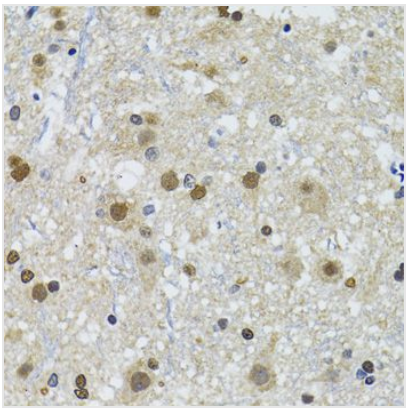

IHC (Immunohistchemistry)
Immunohistochemistry of paraffin-embedded mouse spinal cord using TP53BP1 antibody at dilution of 1:100 (40x lens).

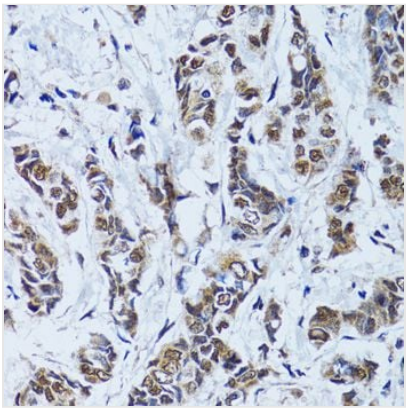

IHC (Immunohistochemistry)
Immunohistochemistry of paraffin-embedded human breast cancer using TP53BP1 antibody at dilution of 1:100 (40x lens).

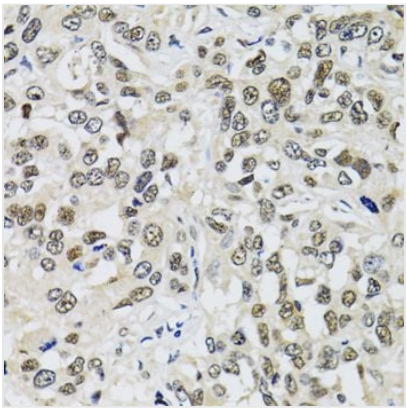

IHC (Immunohistochemistry)
Immunohistochemistry of paraffin-embedded human liver cancer using TP53BP1 antibody at dilution of 1:100 (40x lens).

ADDITIONAL INFORMATION

Product Categories/Family for anti-TP53BP1 antibody	Polyclonal

NCBI AND UNIPROT INFORMATION

NCBI GI #	8928568
NCBI GeneID	7158
UniProt Accession #	Q12888; Q2M1Z7; Q4LE46; Q5FWZ3; Q7Z3U4; F8VY86
Molecular Weight	1972
NCBI Official Full Name	Tumor suppressor p53-binding protein 1
NCBI Official Synonym Full Names	tumor protein p53 binding protein 1
NCBI Official Symbol	TP53BP1
NCBI Official Synonym Symbols	p202; 53BP1
NCBI Protein Information	tumor suppressor p53-binding protein 1; p53BP1; tumor protein 53-binding protein, 1; tumor protein p53-binding protein, 1
UniProt Protein Name	Tumor suppressor p53-binding protein 1
UniProt Gene Name	**TP53BP1**

UniProt Synonym Gene Names	53BP1; p53-binding protein 1; p53BP1
UniProt Entry Name	TP53B_HUMAN

For Research Use Only. Not for use in diagnostic or therapeutic procedures. Small volumes of product may become entrapped in the seal of the vial during shipment and storage; if necessary, briefly centrifuge the vial on a tabletop centrifuge to dislodge any liquid in the cap.

AAA Biotech | Tel: +1 (619) 604-9440 | Fax: +1 (619) 604-9441 | contact@aaabiotech.com
Online datasheet: https://www.aaabiotech.com/polyclonal/tp53bp1-antibody-western-blot-immunohistochemistry-immunofluorescence-elisa/28106