Rabbit anti-Human, Mouse PPP4C Polyclonal Antibody | anti-PPP4C antibody

PPP4C Polyclonal Antibody

CATALOG #	HOST	REACTIVITY	APPLICATIONS
AAA281092	**Rabbit**	**Human, Mouse**	**Immunoprecipitation, Immunofluorescence, Western Blot**

PRODUCT SYNONYMS

PPP4C; Polyclonal Antibody; PPP4C Polyclonal Antibody; PP-X; PP4; PP4C; PPH3; PPP4; PPX; anti-PPP4C antibody

PRODUCT SPECIFICATIONS

Host	Rabbit
Reactivity	Human, Mouse
Clonality	Polyclonal
Isotype	IgG
Purity/Purification	Affinity Purification
Sequence	MAEISDLDRQ IEQLRRCELI KESEVKALCA KAREILVEES NVQRVDSPVT VCGDIHGQFY DLKELFRVGG DVPETNYLFM GDFVDRGFYS VETFLLLLAL KVRYPDRITL IRGNHESRQI TQVYGFYDEC LRKYGSVTVW RYCTEIFDYL SLSAIIDGKI FCVHGGLSPS IQTLDQIRTI DRKQEVPHDG PMCDLLWSDP EDTTGWGVSP RGAGYLFGSD VVAQFNAAND IDMICRAHQL VMEGYKWHFN ETVLT
Sequence Length	307
Applicable Applications for anti-PPP4C antibody	IP (Immunoprecipitation), IF (Immunofluorescence), WB (Western Blot)
Immunogen	Recombinant protein of human PPP4C
Immunogen Species	Human
Storage Buffer	PBS with 0.02% sodium azide, 50% glycerol, pH7.3.
Cellular Location	Cytoplasm, Nucleus, centrosome, cytoskeleton, microtubule organizing center
Preparation and Storage	Store at -20 degree C. Avoid freeze / thaw cycles.

IMAGES

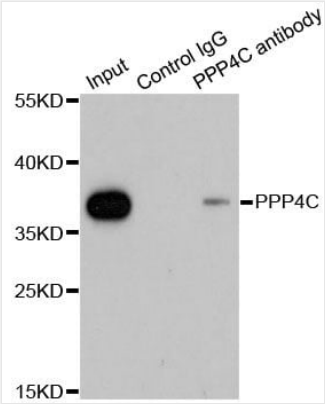

IP (Immunoprecipitation)
Immunoprecipitation analysis of 200ug extracts of 293T cells using 1ug PPP4C antibody. Western blot was performed from the immunoprecipitate using PPP4C antibody at a dilition of 1:1000.

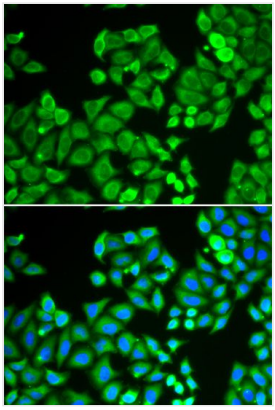

IF (Immunofluorescence)
Immunofluorescence analysis of U2OS cells using PPP4C antibody. Blue: DAPI for nuclear staining.

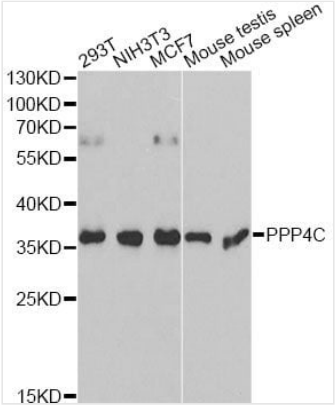

WB (Western Blot)
Western blot analysis of extracts of various cell lines, using PPP4C antibody at 1:1000 dilution.Secondary antibody: HRP Goat Anti-Rabbit IgG (H+L) at 1:10000 dilution.Lysates/proteins: 25ug per lane.Blocking buffer: 3% nonfat dry milk in TBST.

ADDITIONAL INFORMATION

Product Categories/Family for anti-PPP4C antibody	Polyclonal Antibodies

NCBI AND UNIPROT INFORMATION

NCBI GI #	746816144
NCBI GeneID	5531
NCBI Accession #	NP_001290432.1
NCBI GenBank Nucleotide #	NM_001303503.1
UniProt Accession #	P60510; P33172
Molecular Weight	Calculated: 35kDa Observed: 36kDa
NCBI Official Full Name	serine/threonine-protein phosphatase 4 catalytic subunit isoform 1
NCBI Official Synonym Full Names	protein phosphatase 4 catalytic subunit
NCBI Official Symbol	PPP4C

NCBI Official Synonym Symbols	PP4; PPX; PP-X; PP4C; PPH3; PPP4
NCBI Protein Information	serine/threonine-protein phosphatase 4 catalytic subunit
UniProt Protein Name	Serine/threonine-protein phosphatase 4 catalytic subunit
UniProt Gene Name	**PPP4C**
UniProt Synonym Gene Names	PPP4; PPX; PP4C; Pp4; PP-X

For Research Use Only. Not for use in diagnostic or therapeutic procedures. Small volumes of product may become entrapped in the seal of the vial during shipment and storage; if necessary, briefly centrifuge the vial on a tabletop centrifuge to dislodge any liquid in the cap.

AAA Biotech | Tel: +1 (619) 604-9440 | Fax: +1 (619) 604-9441 | contact@aaabiotech.com
Online datasheet: https://www.aaabiotech.com/polyclonal/ppp4c-antibody-immunoprecipitation-immunofluorescence-western-blot-elisa/281092