Rabbit anti-Human, Mouse NRF1 Polyclonal Antibody | anti-NRF1 antibody

NRF1 Polyclonal Antibody

CATALOG #	HOST	REACTIVITY	APPLICATIONS
AAA281197	**Rabbit**	**Human, Mouse**	**Immunofluorescence, Immunohistochemistry, Western Blot**

PRODUCT SYNONYMS

NRF1; Polyclonal Antibody; NRF1 Polyclonal Antibody; ALPHA-PAL; anti-NRF1 antibody

PRODUCT SPECIFICATIONS

Host	Rabbit
Reactivity	Human, Mouse
Clonality	Polyclonal
Isotype	IgG
Purity/Purification	Affinity Purification
Sequence	MEEHGVTQTE HMATIEAHAV AQQVQQVHVA TYTEHSMLSA DEDSPSSPED TSYDDSDILN STAADEVTAH LAAAGPVGMA AAAAVATGKK RKRPHVFESN PSIRKRQQTR LLRKLRATLD EYTTRVGQQA IVLCISPSKP NPVFKVFGAA PLENVVRKYK SMILEDLESA LAEHAPAPQE VNSELPPLTI DGIPVSVDKM TQAQLRAFIP EMLKYSTGRG KPGWGKESCK PIWWPEDIPW ANVRSDVRTE EQKQR
Sequence Length	503
Applicable Applications for anti-NRF1 antibody	IF (Immunofluorescence), IHC (Immunohistochemistry), WB (Western Blot)
Immunogen	Recombinant protein of human NRF1
Immunogen Species	Human
Storage Buffer	PBS with 0.02% sodium azide, 50% glycerol, pH7.3.
Cellular Location	Nucleus
Preparation and Storage	Store at -20 degree C. Avoid freeze / thaw cycles.

IMAGES

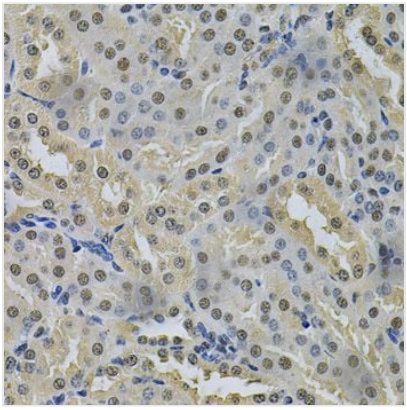

IHC (Immunohistochemisry)
Immunohistochemistry of paraffin-embedded mouse kidney using NRF1 Antibody at dilution of 1:100 (40x lens).

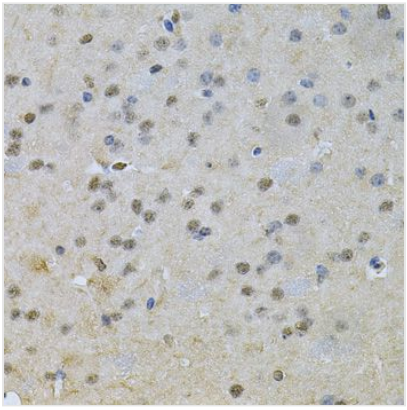

IHC (Immunohiostchemistry)
Immunohistochemistry of paraffin-embedded mouse brain using NRF1 Antibody at dilution of 1:100 (40x lens).

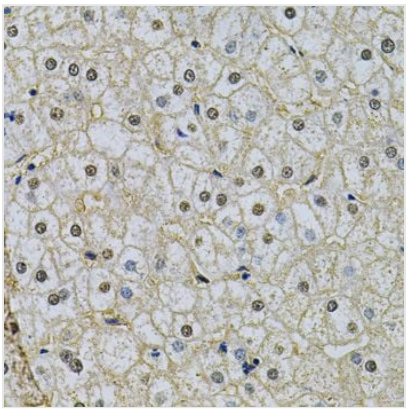

IHC (Immunohistochemistry)
Immunohistochemistry of paraffin-embedded human liver injury using NRF1 Antibody at dilution of 1:100 (40x lens).

ADDITIONAL INFORMATION

Related Product Information for anti-NRF1 antibody	This gene encodes a protein that homodimerizes and functions as a transcription factor which activates the expression of some key metabolic genes regulating cellular growth and nuclear genes required for respiration, heme biosynthesis, and mitochondrial DNA transcription and replication. The protein has also been associated with the regulation of neurite outgrowth. Alternative splicing results in multiple transcript variants. Confusion has occurred in bibliographic databases due to the shared symbol of NRF1 for this gene and for 'nuclear factor (erythroid-derived 2)-like 1' which has an official symbol of NFE2L1.
Product Categories/Family for anti-NRF1 antibody	Polyclonal Antibodies

NCBI AND UNIPROT INFORMATION

NCBI GI #	93141039
NCBI GeneID	4899
NCBI Accession #	NP_001035199.1
NCBI GenBank Nucleotide #	NM_001040110.1
UniProt Accession #	Q16656; Q15305; Q96AN2; A8K4C6; B4DDV6
Molecular Weight	36kDa/46kDa/53kDa/55kDa
NCBI Official Full Name	nuclear respiratory factor 1 isoform 1

NCBI Official Synonym Full Names	nuclear respiratory factor 1
NCBI Official Symbol	NRF1
NCBI Official Synonym Symbols	ALPHA-PAL
NCBI Protein Information	nuclear respiratory factor 1
UniProt Protein Name	Nuclear respiratory factor 1
UniProt Gene Name	**NRF1**
UniProt Synonym Gene Names	NRF-1; Alpha-pal

For Research Use Only. Not for use in diagnostic or therapeutic procedures. Small volumes of product may become entrapped in the seal of the vial during shipment and storage; if necessary, briefly centrifuge the vial on a tabletop centrifuge to dislodge any liquid in the cap.

AAA Biotech | Tel: +1 (619) 604-9440 | Fax: +1 (619) 604-9441 | contact@aaabiotech.com
Online datasheet: https://www.aaabiotech.com/polyclonal/nrf1-antibody-immunofluorescence-immunohistochemistry-western-blot-elisa/281197