Rabbit SREBP1 Polyclonal Antibody | anti-SREBP1 antibody

SREBP1 Rabbit pAb

CATALOG #	HOST	REACTIVITY	APPLICATIONS
AAA281579	**Rabbit**	**Human, Mouse, Rat**	**Immunohistochemistry, Western Blot**

PRODUCT SYNONYMS

SREBP1; Polyclonal Antibody; SREBP1 Rabbit pAb; SREBF1; SREBP-1c; SREBP1a; bHLHd1; anti-SREBP1 antibody

PRODUCT SPECIFICATIONS

Host	Rabbit
Reactivity	Human, Mouse, Rat
Clonality	Polyclonal
Isotype	IgG
Purity/Purification	Affinity purification
Form/Format	PBS with 0.02% sodium azide, 50% glycerol, pH7.3.
Sequence	MDEPPFSEAA LEQALGEPCD LDAALLTDIE GEVGAGRGRA NGLDAPRAGA DRGAMDCTFE DMLQLINNQD SDFPGLFDPP YAGSGAGGTD PASPDTSSPG
Applicable Applications for anti-SREBP1 antibody	IHC (Immunohistochemistry), WB (Western Blot)
Immunogen	A synthetic peptide corresponding to a sequence within amino acids 1-100 of human SREBF1 (NP_001005291.1).
Cellular Location	COPII-coated vesicle membrane, Cytoplasmic vesicle, Endoplasmic reticulum membrane, Golgi apparatus membrane, Multi-pass membrane protein, Multi-pass membrane protein, Nucleus
Positive Samples	A-549, MCF7, U-87MG, Mouse liver
Preparation and Storage	Store at -20 degree C. Avoid freeze/thaw cycles.

IMAGES

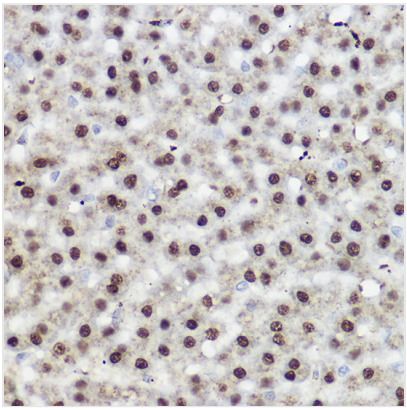

IHC (Immunohistochemistry)
Immunohistochemistry of paraffin-embedded Rat liver using SREBP1 antibody at dilution of 1:100 (40x lens).Perform high pressure antigen retrieval with 10 mM citrate buffer pH 6.0 before commencing with IHC staining protocol.

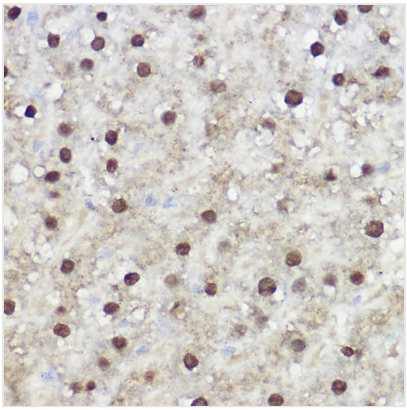

IHC (Immunohistochemisry)
Immunohistochemistry of paraffin-embedded Mouse liver using SREBP1 antibody at dilution of 1:100 (40x lens).Perform high pressure antigen retrieval with 10 mM citrate buffer pH 6.0 before commencing with IHC staining protocol.

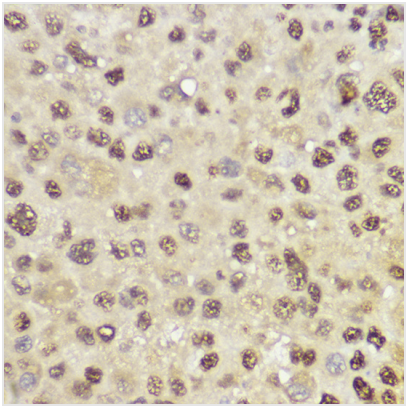

IHC (Immunohiostchemistry)
Immunohistochemistry of paraffin-embedded Human liver cancer using SREBP1 antibody at dilution of 1:100 (40x lens).Perform high pressure antigen retrieval with 10 mM citrate buffer pH 6.0 before commencing with IHC staining protocol.

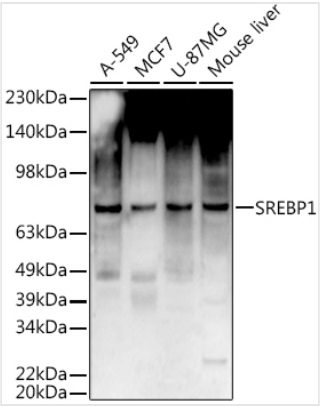

WB (Western Blot)
Western blot analysis of extracts of various cell lines, using SREBP1 antibody at 1:1000 dilution.Secondary antibody: HRP Goat Anti-Rabbit IgG (H+L) (AS014) at 1:10000 dilution.Lysates/proteins: 25ug per lane.Blocking buffer: 3% nonfat dry milk in TBST.Detection: ECL Enhanced Kit (RM00021).Exposure time: 180s.

ADDITIONAL INFORMATION

Related Product Information for anti-SREBP1 antibody	Background: This gene encodes a transcription factor that binds to the sterol regulatory element-1 (SRE1), which is a decamer flanking the low density lipoprotein receptor gene and some genes involved in sterol biosynthesis. The protein is synthesized as a precursor that is attached to the nuclear membrane and endoplasmic reticulum. Following cleavage, the mature protein translocates to the nucleus and activates transcription by binding to the SRE1. Sterols inhibit the cleavage of the precursor, and the mature nuclear form is rapidly catabolized, thereby reducing transcription. The protein is a member of the basic helix-loop-helix-leucine zipper (bHLH-Zip) transcription factor family. This gene is located within the Smith-Magenis syndrome region on chromosome 17.
Product Categories/Family for anti-SREBP1 antibody	Epigenetics & Nuclear Signaling; Transcription Factors; Research; Endocrine & Metabolism; Lipid Metabolism; Cholesterol Metabolism; Research; Endocrine & Metabolism; AMPK Signaling Pathway; Research; Endocrine & Metabolism; Warburg Effect; Research; Endoc

NCBI AND UNIPROT INFORMATION

NCBI GI #	52630419
NCBI GeneID	6720
NCBI Accession #	NP_001005291.1
NCBI GenBank Nucleotide #	NM_001005291.2
UniProt Accession #	P36956; Q16062; Q59F52; Q6P4R7; Q6PFW7; Q6PJ36; Q8TAK9; D3DXC4
Molecular Weight	121,675 Da
NCBI Official Full Name	sterol regulatory element-binding protein 1 isoform a
NCBI Official Synonym Full Names	sterol regulatory element binding transcription factor 1
NCBI Official Symbol	SREBF1
NCBI Official Synonym Symbols	SREBP1; bHLHd1; SREBP-1c
NCBI Protein Information	sterol regulatory element-binding protein 1; SREBP-1; class D basic helix-loop-helix protein 1
UniProt Protein Name	Sterol regulatory element-binding protein 1
UniProt Gene Name	**SREBF1**
UniProt Synonym Gene Names	BHLHD1; SREBP1; SREBP-1; bHLHd1
UniProt Entry Name	SRBP1_HUMAN

For Research Use Only. Not for use in diagnostic or therapeutic procedures. Small volumes of product may become entrapped in the seal of the vial during shipment and storage; if necessary, briefly centrifuge the vial on a tabletop centrifuge to dislodge any liquid in the cap.

AAA Biotech | Tel: +1 (619) 604-9440 | Fax: +1 (619) 604-9441 | contact@aaabiotech.com
Online datasheet: https://www.aaabiotech.com/polyclonal/srebp1-antibody-immunohistochemistry-western-blot-elisa/281579