Rabbit anti-Human LIN28A Monoclonal Antibody | anti-LIN28A antibody

LIN28A Rabbit PolymAb

CATALOG #	HOST	REACTIVITY	APPLICATIONS
AAA282982	**Rabbit**	**Human**	**ELISA, Immunohistochemistry, Western Blot**

PRODUCT SYNONYMS

LIN28A; Monoclonal Antibody; LIN28A Rabbit PolymAb; CSDD1; LIN28; LIN-28; ZCCHC1; lin-28A; anti-LIN28A antibody

PRODUCT SPECIFICATIONS

Host	Rabbit
Reactivity	Human
Clonality	Monoclonal
Isotype	IgG
Purity/Purification	Affinity purification
Form/Format	PBS with 0.05% proclin300, 0.05% BSA, 50% glycerol, pH7.3.
Sequence	SAKGLESIRV TGPGGVFCIG SERRPKGKSM QKRRSKGDRC YNCGGLDHHA KECKLPPQPK KCHFCQSISH MVASCPLKAQ QGPSAQGKPT YFREEEEEIH S
Applicable Applications for anti-LIN28A antibody	ELISA, IHC (Immunohistochemistry), WB (Western Blot)
Cross Reactivity	Human, Mouse, Rat
Immunogen	Recombinant fusion protein containing a sequence corresponding to amino acids 100-200 of human LIN28A. (NP_078950.1).
Preparation and Storage	Store at -20 degree C. Avoid freeze/thaw cycles.

IMAGES

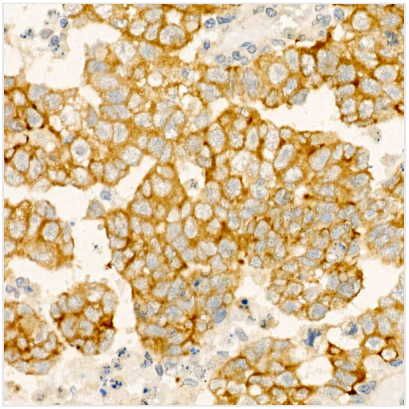

IHC (Immunohistochemistry)
Immunohistochemistry analysis of paraffin-embedded Human embryonic carcinoma using LIN28A Rabbit PolymAb® (AAA282982) at dilution of 1:100 (40x lens). High pressure antigen retrieval performed with 0.01M Tris/EDTA Buffer (pH 9.0) prior to IHC staining.

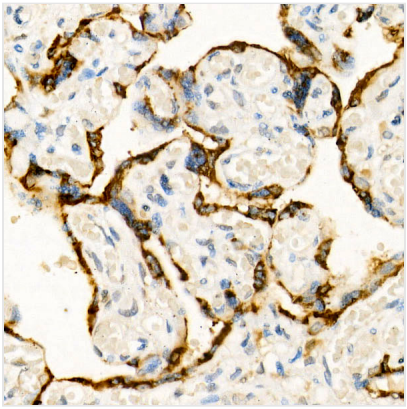

IHC (Immunohistochemistry)
Immunohistochemistry analysis of paraffin-embedded Human placenta using LIN28A Rabbit PolymAb® (AAA282982) at dilution of 1:100 (40x lens). High pressure antigen retrieval performed with 0.01M Tris/EDTA Buffer (pH 9.0) prior to IHC staining.

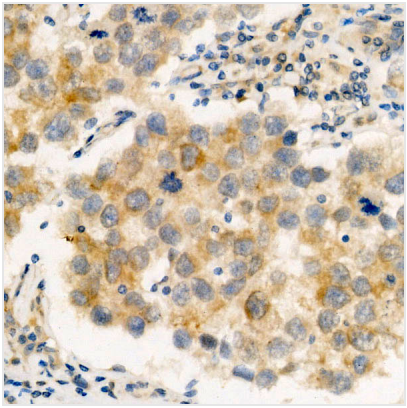

IHC (Immunohistochemisry)
Immunohistochemistry analysis of paraffin-embedded Human seminoma using LIN28A Rabbit PolymAb® (AAA282982) at dilution of 1:100 (40x lens). High pressure antigen retrieval performed with 0.01M Tris/EDTA Buffer (pH 9.0) prior to IHC staining.

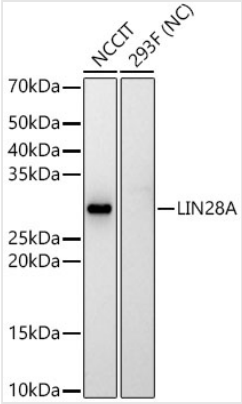

WB (Western Blot)
Western blot analysis of various lysates, using LIN28A Rabbit PolymAb® (AAA282982) at 1:60000 dilution.Secondary antibody: HRP-conjugated Goat anti-Rabbit IgG (H+L) (AS014) at 1:10000 dilution.Lysates/proteins: 25ug per lane.Blocking buffer: 3% nonfat dry milk in TBST.Detection: ECL Basic Kit (RM00020).Negative control (NC): 293FExposure time: 30s.

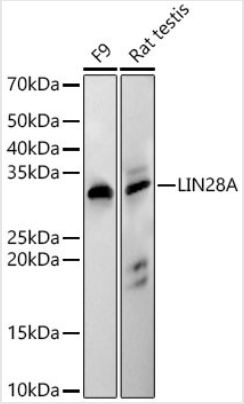

WB (Western Blot)
Western blot analysis of various lysates, using LIN28A Rabbit PolymAb® (AAA282982) at 1:60000 dilution.Secondary antibody: HRP-conjugated Goat anti-Rabbit IgG (H+L) (AS014) at 1:10000 dilution.Lysates/proteins: 25ug per lane.Blocking buffer: 3% nonfat dry milk in TBST.Detection: ECL Basic Kit (RM00020).Exposure time: 30s.

ADDITIONAL INFORMATION

Related Product Information for anti-LIN28A antibody	This gene encodes a LIN-28 family RNA-binding protein that acts as a posttranscriptional regulator of genes involved in developmental timing and self-renewal in embryonic stem cells. The encoded protein functions through direct interaction with target mRNAs and by disrupting the maturation of certain miRNAs involved in embryonic development. This protein prevents the terminal processing of the LET7 family of microRNAs which are major regulators of cellular growth and differentiation. Aberrant expression of this gene is associated with cancer progression in multiple tissues.
Product Categories/Family for anti-LIN28A antibody	Epigenetics Nuclear Signaling; Cell Biology Developmental Biology; Neuroscience; Stem Cells; Embryonic Stem Cells; Antibodies

NCBI AND UNIPROT INFORMATION

NCBI GI #	13375938
NCBI GeneID	79727
NCBI Accession #	NP_078950.1
NCBI GenBank Nucleotide #	NM_024674.4
UniProt Accession #	Q9H9Z2

Molecular Weight	Calculated MW: 23kDa Observed MW: 28kDa
UniProt Protein Name	Protein lin-28 homolog A
UniProt Gene Name	**LIN28A**
UniProt Synonym Gene Names	CSDD1; LIN28; ZCCHC1; Lin-28A
UniProt Entry Name	LN28A_HUMAN

For Research Use Only. Not for use in diagnostic or therapeutic procedures. Small volumes of product may become entrapped in the seal of the vial during shipment and storage; if necessary, briefly centrifuge the vial on a tabletop centrifuge to dislodge any liquid in the cap.

AAA Biotech | Tel: +1 (619) 604-9440 | Fax: +1 (619) 604-9441 | contact@aaabiotech.com
Online datasheet: https://www.aaabiotech.com/monoclonal/lin28a-antibody-immunohistochemistry-western-blot-elisa/282982