Rabbit anti-Human DDX23 Polyclonal Antibody | anti-DDX23 antibody

DDX23 Antibody (Center)

CATALOG #	HOST	REACTIVITY	APPLICATIONS
AAA284872	**Rabbit**	**Human**	**Flow Cytometry, Functional Assay, Immunohistochemistry, ELISA, Western Blot**

PRODUCT SYNONYMS

DDX23; Polyclonal Antibody; DDX23 Antibody (Center); Probable ATP-dependent RNA helicase DDX23; 100 kDa U5 snRNP-specific protein; DEAD box protein 23; PRP28 homolog; U5-100kD; anti-DDX23 antibody

PRODUCT SPECIFICATIONS

Host	Rabbit
Reactivity	Human
Clonality	Polyclonal
Isotype	Rabbit Ig
Specificity	This DDX23 antibody is generated from rabbits immunized with a KLH conjugated synthetic peptide between 248-277 amino acids from the Central region of human DDX23.
Purity/Purification	Peptide Affinity Purified Rabbit Polyclonal Antibody (Pab)
Form/Format	Purified polyclonal antibody supplied in PBS with 0.09% (W/V) sodium azide. This antibody is purified through a protein A column, followed by peptide affinity purification.
Concentration	Vial Concentration: 0.5 (varies by lot)
Sequence Positions	248-277
Sequence Length	108
Applicable Applications for anti-DDX23 antibody	FCM/FACS (Flow Cytometry), IHC (Immunohistochemistry), ELISA, WB (Western Blot)
Antigen Type	Synthetic Peptide
Antigen Source	HUMAN
Preparation and Storage	Maintain refrigerated at 2-8 degree C for up to 6 months. For long term storage store at -20 degree C in small aliquots to prevent freeze-thaw cycles.

IMAGES

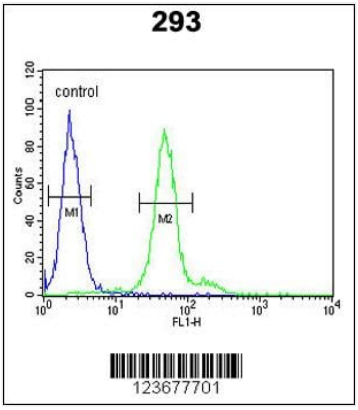

FCM/FACS (Flow Cytometry)
DDX23 Antibody (Center) flow cytometric analysis of 293 cells (right histogram) compared to a negative control cell (left histogram).FITC-conjugated goat-anti-rabbit secondary antibodies were used for the analysis.

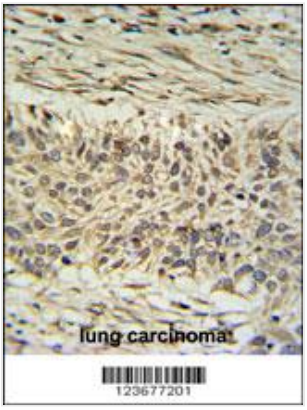

IHC (Immunohiostchemistry)
DDX23 Antibody (Center) IHC analysis in formalin fixed and paraffin embedded lung carcinoma followed by peroxidase conjugation of the secondary antibody and DAB staining. This data demonstrates the use of the DDX23 Antibody (Center) for immunohistochemistry. Clinical relevance has not been evaluated.



WB (Western Blot)
Western blot analysis of DDX23 Antibody (Center) in 293 cell line lysates (35ug/lane). DDX23 (arrow) was detected using the purified Pab.

ADDITIONAL INFORMATION

Related Product Information for anti-DDX23 antibody	DDX23 encodes a member of the DEAD box protein family. DEAD box proteins, characterized by the conserved motif Asp-Glu-Ala-Asp (DEAD), are putative RNA helicases. They are implicated in a number of cellular processes involving alteration of RNA secondary structure, such as translation initiation, nuclear and mitochondrial splicing, and ribosome and spliceosome assembly. Based on their distribution patterns, some members of this family are believed to be involved in embryogenesis, spermatogenesis, and cellular growth and division. The protein is a component of the U5 snRNP complex; it may facilitate conformational changes in the spliceosome during nuclear pre-mRNA splicing.
References	Mathew, R., et al. Nat. Struct. Mol. Biol. 15(5):435-443(2008) Ewing, R.M., et al. Mol. Syst. Biol. 3, 89 (2007) Olsen, J.V., et al. Cell 127(3):635-648(2006)

NCBI AND UNIPROT INFORMATION

NCBI GI #	41327771
NCBI GeneID	9416
NCBI Accession #	NP_004809.2
NCBI GenBank Nucleotide #	NM_004818.2

UniProt Accession #	Q9BUQ8; O43188; B2R600; B4DH15
Molecular Weight	95583
NCBI Official Full Name	probable ATP-dependent RNA helicase DDX23
NCBI Official Synonym Full Names	DEAD (Asp-Glu-Ala-Asp) box polypeptide 23
NCBI Official Symbol	DDX23
NCBI Official Synonym Symbols	prp28; PRPF28; U5-100K; SNRNP100; U5-100KD
NCBI Protein Information	probable ATP-dependent RNA helicase DDX23
UniProt Protein Name	Probable ATP-dependent RNA helicase DDX23
UniProt Gene Name	**DDX23**
UniProt Entry Name	DDX23_HUMAN

For Research Use Only. Not for use in diagnostic or therapeutic procedures. Small volumes of product may become entrapped in the seal of the vial during shipment and storage; if necessary, briefly centrifuge the vial on a tabletop centrifuge to dislodge any liquid in the cap.

AAA Biotech | Tel: +1 (619) 604-9440 | Fax: +1 (619) 604-9441 | contact@aaabiotech.com
Online datasheet: https://www.aaabiotech.com/polyclonal/ddx23-antibody-flow-cytometry-immunohistochemistry-western-blot-elisa/284872