Rabbit Keratin 15 Polyclonal Antibody | anti-KRT15 antibody

Keratin 15 Antibody

CATALOG #	HOST	REACTIVITY	APPLICATIONS
AAA286019	**Rabbit**	**Human, mouse, rat**	**Immunohistochemistry, ELISA, Western Blot**

PRODUCT SYNONYMS

Keratin 15; Polyclonal Antibody; Keratin 15 Antibody; Keratin; type I cytoskeletal 15; Cytokeratin-15; CK-15; Keratin-15; K15; KRT15; KRTB; anti-KRT15 antibody

PRODUCT SPECIFICATIONS

Host	Rabbit
Reactivity	Human, mouse, rat
Clonality	Polyclonal
Purity/Purification	Purified Rabbit Polyclonal Antibody (Pab)
Form/Format	Rabbit IgG in phosphate buffered saline (without Mg2+ and Ca2+), pH 7.4, 150mM NaCl, 0.02% sodium azide and 50% glycerol.
Sequence Positions	8-36
Sequence Length	456
Applicable Applications for anti-KRT15 antibody	IHC (Immunohistochemistry), ELISA, WB (Western Blot)
Antigen Type	Synthetic Peptide
Preparation and Storage	Maintain refrigerated at 2-8 degree C for up to 6 months. For long term storage store at -20 degree C in small aliquots to prevent freeze-thaw cycles.

IMAGES

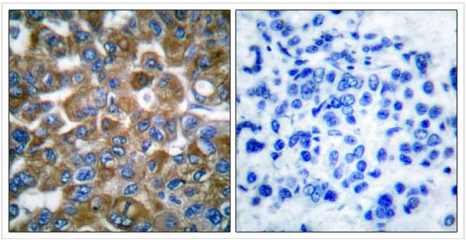

IHC (Immunohistochemisry)
Immunohistochemical analysis of paraffin-embedded human breast carcinoma tissue using Keratin 15 antibody.

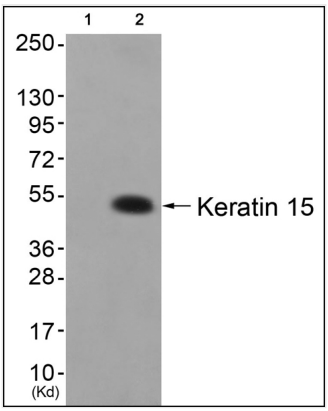

WB (Western Blot)
Western blot analysis of extracts from colo cells (Lane 2), using Keratin 15 Antibody. The lane on the left is treated with synthesized peptide.

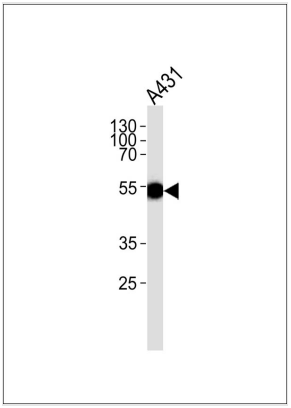

WB (Western Blot)
Western blot analysis of lysate from A431 cell line,using Keratin 15 Antibody(AAA286019). AAA286019 was diluted at 1:1000. A goat anti-rabbit IgG H&L(HRP) at 1:5000 dilution was used as the secondary antibody.Lysate at 35ug.

ADDITIONAL INFORMATION

Product Categories/Family for anti-KRT15 antibody	Cancer; Cell Biology; Signal transduction
References	Bader B.L.,et al.Eur. J. Cell Biol. 47:300-319(1988). Leube R.E.,et al.J. Cell Biol. 106:1249-1261(1988). Whittock N.V.,et al.Biochem. Biophys. Res. Commun. 267:462-465(2000). Kalnine N.,et al.Submitted (MAY-2003) to the EMBL/GenBank/DDBJ databases. Ota T.,et al.Nat. Genet. 36:40-45(2004).

NCBI AND UNIPROT INFORMATION

NCBI GI #	24430190
NCBI GeneID	3866
NCBI Accession #	NP_002266.2
NCBI GenBank Nucleotide #	NM_002275.3
UniProt Accession #	P19012; Q53XV8; Q9BUG4; B3KQY1; B3KRA2; E0CX14
Molecular Weight	49212
NCBI Official Full Name	keratin, type I cytoskeletal 15
NCBI Official Synonym Full Names	keratin 15, type I
NCBI Official Symbol	KRT15
NCBI Official Synonym Symbols	K15; CK15; K1CO
NCBI Protein Information	keratin, type I cytoskeletal 15
UniProt Protein Name	Keratin, type I cytoskeletal 15
UniProt Gene Name	**KRT15**
UniProt Synonym Gene Names	KRTB; CK-15; K15
UniProt Entry Name	K1C15_HUMAN

For Research Use Only. Not for use in diagnostic or therapeutic procedures. Small volumes of product may become entrapped in the seal of the vial during shipment and storage; if necessary, briefly centrifuge the vial on a tabletop centrifuge to dislodge any liquid in the cap.