Rabbit anti-Human CLDN6 Polyclonal Antibody | anti-CLDN6 antibody

CLDN6 Antibody

CATALOG #	HOST	REACTIVITY	APPLICATIONS
AAA286542	**Rabbit**	**Human**	**Immunofluorescence, Immunohistochemistry, ELISA, Western Blot**

PRODUCT SYNONYMS

CLDN6; Polyclonal Antibody; CLDN6 Antibody; Claudin-6; Skullin; anti-CLDN6 antibody

PRODUCT SPECIFICATIONS

Host	Rabbit
Reactivity	Human
Clonality	Polyclonal
Purity/Purification	Purified Rabbit Polyclonal Antibody (Pab)
Form/Format	Rabbit IgG in phosphate buffered saline (without Mg2+ and Ca2+), pH 7.4, 150mM NaCl, 0.02% sodium azide and 50% glycerol.
Sequence Positions	85-116
Sequence Length	220
Applicable Applications for anti-CLDN6 antibody	IF (Immunofluorescence), IHC (Immunohistochemistry), ELISA, WB (Western Blot)
Antigen Type	Synthetic Peptide
Preparation and Storage	Maintain refrigerated at 2-8 degree C for up to 6 months. For long term storage store at -20 degree C in small aliquots to prevent freeze-thaw cycles.

IMAGES

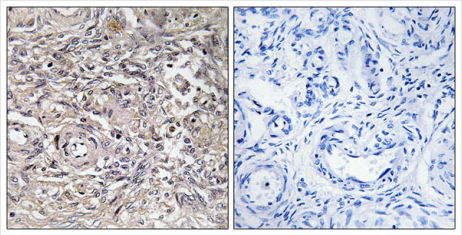

IHC (Immunohistochemisry)
Immunohistochemistry analysis of paraffin-embedded human ovary tissue using CLDN6 antibody.

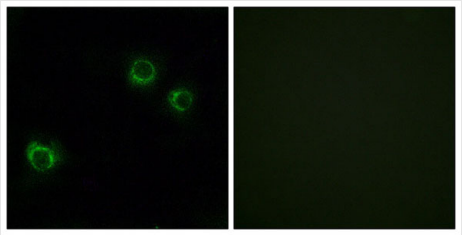

IF (Immunofluorescence)
Immunofluorescence analysis of HUVEC cells, using CLDN6 antibody.

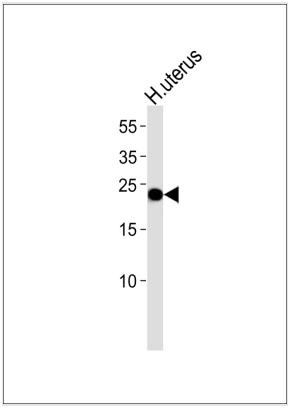

WB (Western Blot)
Western blot analysis of lysate from human uterus tissue lysate,using CLDN6 Antibody(AAA286542). AAA286542 was diluted at 1:1000. A goat anti-rabbit IgG H&L(HRP) at 1:5000 dilution was used as the secondary antibody.Lysate at 35ug.

ADDITIONAL INFORMATION

Related Product Information for anti-CLDN6 antibody	Plays a major role in tight junction-specific obliteration of the intercellular space (By similarity).
Product Categories/Family for anti-CLDN6 antibody	Developmental Biology; Neuroscience
References	Keen T.J.,et al.Submitted (SEP-1999) to the EMBL/GenBank/DDBJ databases. Troy T.,et al.Submitted (FEB-2001) to the EMBL/GenBank/DDBJ databases. Clark H.F.,et al.Genome Res. 13:2265-2270(2003). Kalnine N.,et al.Submitted (OCT-2004) to the EMBL/GenBank/DDBJ databases. Otsuki T.,et al.DNA Res. 12:117-126(2005).

NCBI AND UNIPROT INFORMATION

NCBI GI #	153792768
NCBI GeneID	9074
NCBI Accession #	NP_067018.2
NCBI GenBank Nucleotide #	NM_021195.4
UniProt Accession #	P56747; B3KQP9; D3DUA5
Molecular Weight	23292
NCBI Official Full Name	claudin-6
NCBI Official Synonym Full Names	claudin 6
NCBI Official Symbol	CLDN6
NCBI Protein Information	claudin-6
UniProt Protein Name	Claudin-6
UniProt Gene Name	**CLDN6**
UniProt Entry Name	CLD6_HUMAN

For Research Use Only. Not for use in diagnostic or therapeutic procedures. Small volumes of product may become entrapped in the seal of the vial during shipment and storage; if necessary, briefly centrifuge the vial on a tabletop centrifuge to dislodge any liquid in the cap.

AAA Biotech | Tel: +1 (619) 604-9440 | Fax: +1 (619) 604-9441 | contact@aaabiotech.com
Online datasheet: https://www.aaabiotech.com/polyclonal/cldn6-antibody-immunofluorescence-immunohistochemistry-western-blot-elisa/286542