Rabbit anti-Human, mouse GARP Polyclonal Antibody | anti-LRRC32 antibody

GARP Antibody (Center)

CATALOG #	HOST	REACTIVITY	APPLICATIONS
AAA28686	**Rabbit**	**Human, mouse**	**Western Blot, ELISA, Immunohistochemistry**

PRODUCT SYNONYMS

GARP; Polyclonal Antibody; GARP Antibody (Center); Leucine-rich repeat-containing protein 32; Garpin; Glycoprotein A repetitions predominant; LRRC32; D11S833E; anti-LRRC32 antibody

PRODUCT SPECIFICATIONS

Host	Rabbit
Reactivity	Human, mouse
Clonality	Polyclonal
Isotype	Rabbit Ig
Specificity	This GARP antibody is generated from rabbits immunized with a KLH conjugated synthetic peptide between 234-260 amino acids from the Central region of human GARP.
Purity/Purification	Purified Rabbit Polyclonal Antibody (Pab)
Form/Format	Purified polyclonal antibody supplied in PBS with 0.09% (W/V) sodium azide. This antibody is prepared by Saturated Ammonium Sulfate (SAS) precipitation followed by dialysis against PBS.
Sequence Positions	234-260
Sequence Length	662
Applicable Applications for anti-LRRC32 antibody	WB (Western Blot), ELISA, IHC (Immunohistochemistry)
Application Notes	WB~~1:1000 IHC-P~~1:10~50
Cellular Location	Cell membrane; Single-pass type I membrane protein. Cell surface
Tissue Location	Preferentially expressed in regulatory T-cells (T(regs)).
Function	Key regulator of transforming growth factor beta (TGFB1, TGFB2 and TGFB3) that controls TGF-beta activation by maintaining it in a latent state during storage in extracellular space. Associates specifically via disulfide bonds with the Latency-associated peptide (LAP), which is the regulatory chain of TGF-beta, and regulates integrin-dependent activation of TGF-beta. Able to outcompete LTBP1 for binding to LAP regulatory chain of TGF-beta. Controls activation of TGF-beta-1 (TGFB1) on the surface of activated regulatory T-cells (Tregs). Required for epithelial fusion during palate development by regulating activation of TGF-beta-3 (TGFB3) (By similarity).
Precautions	GARP Antibody (Center) is for research use only
Preparation and Storage	Maintain refrigerated at 2-8 degree C for up to 2 weeks. For long term storage store at -20 degree C in small aliquots to prevent freeze-thaw cycles.

IMAGES

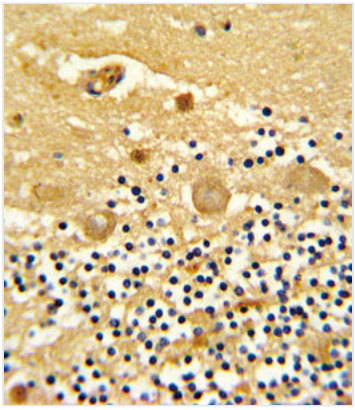

IHC (Immunohistochemistry)
Formalin-fixed and paraffin-embedded human cerebellum reacted with GARP Antibody (Center), which was peroxidase-conjugated to the secondary antibody, followed by DAB staining. This data demonstrates the use of this antibody for immunohistochemistry; clinical relevance has not been evaluated.

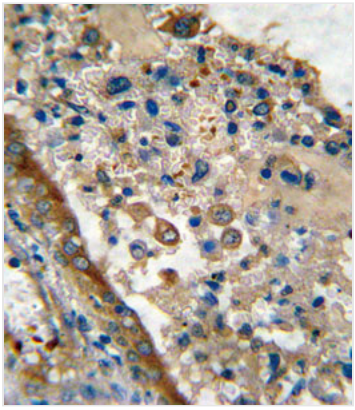

IHC (Immunohistochemistry)
Formalin-fixed and paraffin-embedded human lung carcinoma reacted with GARP Antibody (Center), which was peroxidase-conjugated to the secondary antibody, followed by DAB staining. This data demonstrates the use of this antibody for immunohistochemistry; clinical relevance has not been evaluated.

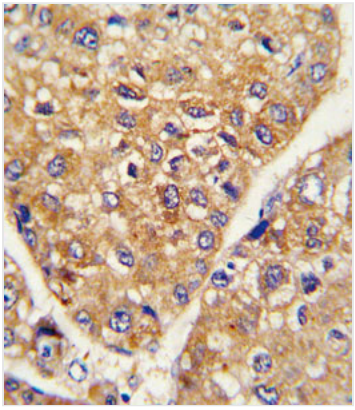

IHC (Immunohistochemistry)
Formalin-fixed and paraffin-embedded human hepatocarcinoma reacted with GARP Antibody (Center), which was peroxidase-conjugated to the secondary antibody, followed by DAB staining. This data demonstrates the use of this antibody for immunohistochemistry; clinical relevance has not been evaluated.

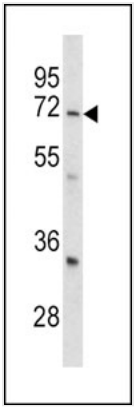

WB (Western Blot)
Western blot analysis of GARP antibody (Center) AAA28686 in mouse cerebellum tissue lysates (35ug/lane). GARP (arrow) was detected using the purified Pab.



WB (Western Blot)
Western blot analysis of GARP antibody (Center) AAA28686 in CEM cell line lysates (35ug/lane). GARP (arrow) was detected using the purified Pab.

ADDITIONAL INFORMATION

Related Product Information for anti-LRRC32 antibody	Background: GARP is a type I membrane protein which contains 20 leucine-rich repeats.

References	Wang,R., PLoS ONE 3 (7), E2705 (2008) Maire,G., Genes Chromosomes Cancer 37 (4), 389-395 (2003)

NCBI AND UNIPROT INFORMATION

NCBI GI #	193083139
NCBI GeneID	2615
NCBI Accession #	NP_001122394.1; NP_005503.1
NCBI GenBank Nucleotide #	NM_001128922.1
UniProt Accession #	Q14392; Q86V06
NCBI Official Full Name	leucine-rich repeat-containing protein 32
NCBI Official Synonym Full Names	leucine rich repeat containing 32
NCBI Official Symbol	LRRC32
NCBI Official Synonym Symbols	GARP; D11S833E
NCBI Protein Information	leucine-rich repeat-containing protein 32
UniProt Protein Name	Leucine-rich repeat-containing protein 32
UniProt Gene Name	**LRRC32**
UniProt Synonym Gene Names	D11S833E; GARP; GARP
UniProt Entry Name	LRC32_HUMAN

For Research Use Only. Not for use in diagnostic or therapeutic procedures. Small volumes of product may become entrapped in the seal of the vial during shipment and storage; if necessary, briefly centrifuge the vial on a tabletop centrifuge to dislodge any liquid in the cap.

AAA Biotech | Tel: +1 (619) 604-9440 | Fax: +1 (619) 604-9441 | contact@aaabiotech.com
Online datasheet: https://www.aaabiotech.com/polyclonal/garp-antibody-western-blot-immunohistochemistry-elisa/28686