Rabbit TPPP3 Polyclonal Antibody | anti-TPPP3 antibody

TPPP3 Antibody (C-term)

CATALOG #	HOST	REACTIVITY	APPLICATIONS
AAA287824	**Rabbit**	**Human, Mouse, Rat (Predicted Reactivity: Bovine)**	**Flow Cytometry, Functional Assay, Immunohistochemistry, ELISA, Western Blot**

PRODUCT SYNONYMS

TPPP3; Polyclonal Antibody; TPPP3 Antibody (C-term); Tubulin polymerization-promoting protein family member 3; TPPP/p20; anti-TPPP3 antibody

PRODUCT SPECIFICATIONS

Host	Rabbit
Reactivity	Human, Mouse, Rat (Predicted Reactivity: Bovine)
Clonality	Polyclonal
Isotype	Rabbit IgG
Specificity	This TPPP3 antibody is generated from rabbits immunized with a KLH conjugated synthetic peptide between 117-146 amino acids from the C-terminal region of human TPPP3.
Purity/Purification	This antibody is purified through a protein A column, followed by peptide affinity purification.
Form/Format	Purified polyclonal antibody supplied in PBS with 0.09% (W/V) sodium azide.
Sequence Positions	117-146
Sequence Length	176
Applicable Applications for anti-TPPP3 antibody	FCM/FACS (Flow Cytometry), IHC (Immunohistochemistry), ELISA, WB (Western Blot)
Function	Regulator of microtubule dynamic that has microtubule bundling activity (PubMed:17105200, PubMed:19633818). Required for embryo implantation; possibly by regulating beta-catenin (By similarity). Also required for decidualization via regulation of beta- catenin (PubMed:30667362).
Cellular Location	Cytoplasm. Cytoplasm, cytoskeleton
Tissue Location	Expressed in endometrium during the mid-secretory phase (LH + 7) (at protein level).
Preparation and Storage	Maintain refrigerated at 2-8 degree C for up to 2 weeks. For long term storage store at -20 degree C in small aliquots to prevent freeze-thaw cycles.

IMAGES



WB (Western Blot)
All lanes : Anti-TPPP3 Antibody (C-term) at 1:2000 dilutionLane 1: WiDr whole cell lysateLane 2: Mouse cerebellum lysateLane 3: Mouse skeletal muscle lysateLane 4: Rat skeletal muscle lysateLysates/proteins at 20 ug per lane.Secondary Goat Anti-Rabbit IgG, (H+L), Peroxidase conjugated at 1/10000 dilution.Predicted band size : 19 kDaBlocking/Dilution buffer: 5% NFDM/TBST.

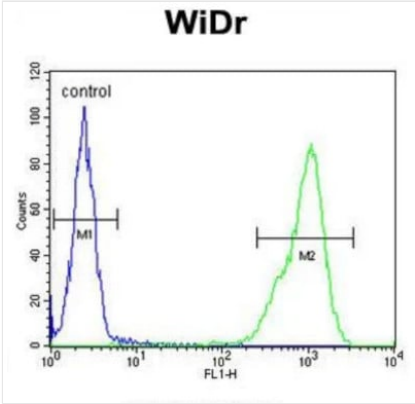

FCM/FACS (Flow Cytometry)
TPPP3 Antibody (C-term) flow cytometric analysis of WiDr cells (right histogram) compared to a negative control cell (left histogram).FITC-conjugated goat-anti-rabbit secondary antibodies were used for the analysis.

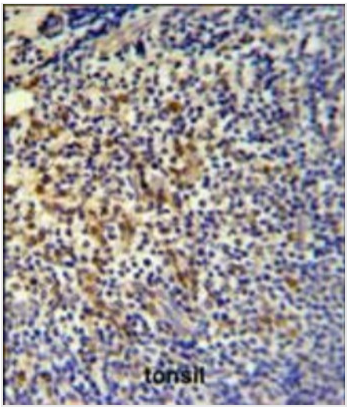

IHC (Immunohiostchemistry)
TPPP3 Antibody (C-term) IHC analysis in formalin fixed and paraffin embedded tonsil followed by peroxidase conjugation of the secondary antibody and DAB staining. This data demonstrates the use of the TPPP3 Antibody (C-term) for immunohistochemistry. Clinical relevance has not been evaluated.

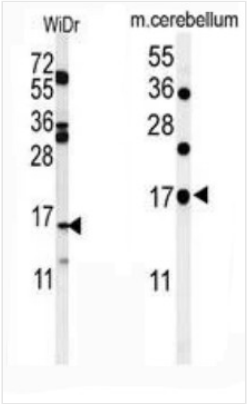

WB (Western Blot)
LEFT)Western blot analysis of TPPP3 Antibody (C-term) in WiDr cell tissue lysates (35ug/lane).TPPP3 (arrow) was detected using the purified Pab.(RIGHT)Western blot analysis of TPPP3 Antibody (C-term) in mouse cerebellum tissue lysates (35ug/lane).TPPP3 (arrow) was detected using the purified Pab.

ADDITIONAL INFORMATION

Related Product Information for anti-TPPP3 antibody	TPPP3 binds tubulin and has microtubule bundling activity. TPPP3 may play a role in cell proliferation and mitosis.
Product Categories/Family for anti-TPPP3 antibody	Cell Biology; Immunology
References	Zhou, W., et al. Mol. Cell. Biochem. 333 (1-2), 91-98 (2010) Martins-de-Souza, D., et al. Eur Arch Psychiatry Clin Neurosci 259(3):151-163(2009) Vincze, O., et al. Biochemistry 45(46):13818-13826(2006)

NCBI AND UNIPROT INFORMATION

NCBI GI #	56676377
NCBI GeneID	51673
NCBI Accession #	NP_057048.2; NP_057224.2
NCBI GenBank Nucleotide #	NM_015964.3
UniProt Accession #	Q9BW30; Q49AH9; Q9Y326; Q9Y6H0

Molecular Weight	18985
NCBI Official Full Name	tubulin polymerization-promoting protein family member 3
NCBI Official Synonym Full Names	tubulin polymerization-promoting protein family member 3
NCBI Official Symbol	TPPP3
NCBI Official Synonym Symbols	p20; CGI-38; TPPP/p20; p25gamma
NCBI Protein Information	tubulin polymerization-promoting protein family member 3
UniProt Protein Name	Tubulin polymerization-promoting protein family member 3
UniProt Gene Name	**TPPP3**
UniProt Entry Name	TPPP3_HUMAN

For Research Use Only. Not for use in diagnostic or therapeutic procedures. Small volumes of product may become entrapped in the seal of the vial during shipment and storage; if necessary, briefly centrifuge the vial on a tabletop centrifuge to dislodge any liquid in the cap.

AAA Biotech | Tel: +1 (619) 604-9440 | Fax: +1 (619) 604-9441 | contact@aaabiotech.com
Online datasheet: https://www.aaabiotech.com/polyclonal/tppp3-antibody-flow-cytometry-immunohistochemistry-western-blot-elisa/287824