Rabbit TRPM7 (CHAK1) Polyclonal Antibody | anti-TRPM7 antibody

TRPM7 (CHAK1) Antibody (C-term)

CATALOG #	HOST	REACTIVITY	APPLICATIONS
AAA28787	**Rabbit**	**Human, MousePredicted: Rat**	**Western Blot, ELISA, Immunohistochemistry**

PRODUCT SYNONYMS

TRPM7 (CHAK1); Polyclonal Antibody; TRPM7 (CHAK1) Antibody (C-term); CHAK1; LTRPC7; anti-TRPM7 antibody

PRODUCT SPECIFICATIONS

Host	Rabbit
Reactivity	Human, Mouse Predicted: Rat
Clonality	Polyclonal
Isotype	IgG
Specificity	This TRPM7 (CHAK1) antibody is generated from rabbits immunized with a KLH conjugated synthetic peptide between 1821-1850 amino acids from the C-terminal region of human TRPM7 (CHAK1).
Purity/Purification	Purified Rabbit Polyclonal Antibody (Pab)
Form/Format	Purified polyclonal antibody supplied in PBS with 0.09% (W/V) sodium azide. This antibody is prepared by Saturated Ammonium Sulfate (SAS) precipitation followed by dialysis against PBS.
Sequence Positions	1821-1850
Sequence Length	1,865
Applicable Applications for anti-TRPM7 antibody	WB (Western Blot), ELISA, IHC (Immunohistochemistry)
Application Notes	WB~~1:1000 IHC-P~~1:50~100
Function	Essential ion channel and serine/threonine-protein kinase. Divalent cation channel permeable to calcium and magnesium. Has a central role in magnesium ion homeostasis and in the regulation of anoxic neuronal cell death. Involved in TNF- induced necroptosis downstream of MLKL by mediating calcium influx. The kinase activity is essential for the channel function. May be involved in a fundamental process that adjusts plasma membrane divalent cation fluxes according to the metabolic state of the cell. Phosphorylates annexin A1 (ANXA1).
Cellular Location	Membrane; Multi-pass membrane protein
Preparation and Storage	Maintain refrigerated at 2-8°C for up to 2 weeks. For long term storage store at -20°C in small aliquots to prevent freeze-thaw cycles.

IMAGES

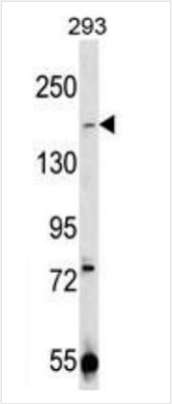

WB (Western Blot)
CHAK1 Antibody (AAA28787) western blot analysis in 293 cell line lysates (35ug/lane).This demonstrates the CHAK1 antibody detected the CHAK1 protein (arrow).

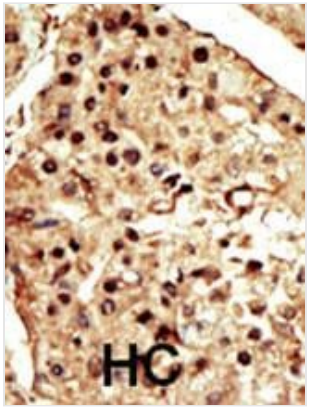

IHC (Immunohistochemistry)
Formalin-fixed and paraffin-embedded human cancer tissue reacted with the primary antibody (AAA28787), which was peroxidase-conjugated to the secondary antibody, followed by DAB staining. This data demonstrates the use of this antibody for immunohistochemistry; clinical relevance has not been evaluated. BC = breast carcinoma; HC = hepatocarcinoma.



WB (Western Blot)
Western blot analysis of anti-CHAK1 Antibody (AAA28787) (C-term) in mouse kidney tissue lysates (35ug/lane). CHAK1 (arrow) was detected using the purified Pab.

ADDITIONAL INFORMATION

Related Product Information for anti-TRPM7 antibody	TRPCs, mammalian homologs of the Drosophila transient receptor potential (trp) protein, are ion channels that are thought to mediate capacitative calcium entry into the cell. TRP-PLIK is a protein that is both an ion channel and a kinase. As a channel, it conducts calcium and monovalent cations to depolarize cells and increase intracellular calcium. As a kinase, it is capable of phosphorylating itself and other substrates. The kinase activity is necessary for channel function, as shown by its dependence on intracellular ATP and by the kinase mutants.[supplied by OMIM]
Product Categories/Family for anti-TRPM7 antibody	Neuroscience
References	Blume-Jensen P, et al. Nature 2001. 411: 355. Cantrell D, J. Cell Sci. 2001. 114: 1439. Jhiang S Oncogene 2000. 19: 5590. Manning G, et al. Science 2002. 298: 1912. Moller, D, et al. Am. J. Physiol. 1994. 266: C351-C359. Robertson, S. et al. Trends Genet. 2000. 16: 368. Robinson D, et al. Oncogene 2000. 19: 5548. Van der Ven, P, et al. Hum. Molec. Genet. 1993. 2: 1889. Vanhaesebroeck, B, et al. Biochem. J. 2000. 346: 561. Van Weering D, et al. Recent Results Cancer Res. 1998. 154: 271.

NCBI AND UNIPROT INFORMATION

NCBI GI #	148612863
NCBI GeneID	54822
NCBI Accession #	NP_060142.3
NCBI GenBank Nucleotide #	NM_017672.5
UniProt Accession #	Q96QT4; Q6ZMF5; Q86VJ4; Q8NBW2; Q9BXB2; Q9NXQ2
NCBI Official Full Name	transient receptor potential cation channel subfamily M member 7 isoform a
NCBI Official Synonym Full Names	transient receptor potential cation channel, subfamily M, member 7
NCBI Official Symbol	TRPM7
NCBI Official Synonym Symbols	CHAK; CHAK1; ALSPDC; LTRPC7; LTrpC-7; TRP-PLIK
NCBI Protein Information	transient receptor potential cation channel subfamily M member 7
UniProt Protein Name	Transient receptor potential cation channel subfamily M member 7
UniProt Gene Name	**TRPM7**
UniProt Synonym Gene Names	CHAK1; LTRPC7; LTrpC-7; LTrpC7
UniProt Entry Name	TRPM7_HUMAN

For Research Use Only. Not for use in diagnostic or therapeutic procedures. Small volumes of product may become entrapped in the seal of the vial during shipment and storage; if necessary, briefly centrifuge the vial on a tabletop centrifuge to dislodge any liquid in the cap.

AAA Biotech | Tel: +1 (619) 604-9440 | Fax: +1 (619) 604-9441 | contact@aaabiotech.com
Online datasheet: https://www.aaabiotech.com/polyclonal/trpm7-chak1-antibody-western-blot-immunohistochemistry-elisa/28787